



State Firefighters' and Fire Marshals' Association of Texas

Texas Volunteer Firefighters' and Fire Marshals' Certification Board

PO Box 1709 ♦ Manchaca, Texas 78652-1409 ♦ 512.453.1876 (fax)

www.sffma.org ♦ 512.454.3473 (phone)

TESTING SKILLS

DRIVER/OPERATION – PUMPER: SKILL #1

Routine tests, Inspections, and Servicing Functions

Subject: Preventive Maintenance

NFPA 1002, 2017 edition, 4.2.1, 4.2.2

OBJECTIVE

Perform visual and operational checks on the systems and components specified in the following list, given a fire department vehicle, its manufacturer's specifications, and policies and procedures of the jurisdiction, so that the operational status of the vehicle is verified:

1. Battery(ies)
2. Braking system
3. Coolant system
4. Electrical system
5. Fuel
6. Hydraulic fluids
7. Oil
8. Tires
9. Steering system
10. Belts
11. Tools, appliances, and equipment
12. Built-in safety features

Document the visual and operational checks, given maintenance and inspection forms, so that all items are checked for operation and deficiencies are reported.

INSTRUCTIONS – procedures for achieving the objective

The Driver/Operator-Pumper candidate, given a fire department vehicle, maintenance, and inspection forms shall perform and document the routine tests, inspections, and servicing functions, so that all items are checked for operation and deficiencies are reported.

EXAMINER'S NOTE

The Driver/Operator-Pumper candidate will not be allowed to review the performance steps at the time of testing.

The Examiner should utilize the "Performance Standards-Activity Sheet 1: Apparatus Test, Inspection and Service Form" to determine the specific items to be inspected for each step listed on the skill sheet.

PREPARATION & EQUIPMENT

Appropriate safety equipment (gloves, eye and ear protection, etc.)

Fire department vehicle

Tools and equipment

Policies and procedures



State Firefighters' and Fire Marshals' Association of Texas

Texas Volunteer Firefighters' and Fire Marshals' Certification Board

PO Box 1709 ♦ Manchaca, Texas 78652-1409 ♦ 512.453.1876 (fax)

www.sffma.org ♦ 512.454.3473 (phone)

TESTING SKILLS

DRIVER/OPERATION – PUMPER: SKILL #1

Routine tests, Inspections, and Servicing Functions

Candidate: _____

Notes: _____

Examiner: _____

School: _____

Test Site: _____

Perform visual and operational checks on the systems and components specified in the following list, given a fire department vehicle and its manufacturer's specifications, so that the operational status of the vehicle is verified:

(4.2.1)

1. Battery(ies)
2. Braking system
3. Coolant system
4. Electrical system
5. Fuel
6. Hydraulic fluids
7. Oil
8. Tires
9. Steering system
10. Belts
11. Tools, appliances, and equipment
12. Built-in safety features

Document the visual and operational checks, given maintenance and inspection forms, so that all items are checked for operation and deficiencies are reported. (4.2.2)

PART ONE	POSSIBLE POINTS	TEST	RETEST
The candidate tested, inspected or serviced:			
a. Battery(ies)	1		
b. Braking system	1		
c. Coolant system	1		
d. Electrical system	1		
e. Fuel	1		
f. Hydraulic fluids	1		
g. Oil	1		
h. Tires	1		
i. Steering system	1		
j. Belts	1		
k. Tools, appliances, and equipment	1		
l. Built-in safety features	1		



State Firefighters' and Fire Marshals' Association of Texas

Texas Volunteer Firefighters' and Fire Marshals' Certification Board

PO Box 1709 ♦ Manchaca, Texas 78652-1409 ♦ 512.453.1876 (fax)

www.sffma.org ♦ 512.454.3473 (phone)

TESTING SKILLS

m. Utilized hand tools and equipment as needed	1		
n. Recognized system problems	1		
o. Corrected any deficiencies according to policies and procedures	1		
p. Performed skill in a safe and proficient manner	1		
PART TWO	POSSIBLE POINTS	TEST	RETEST
The candidate:			
a. Correctly documented inspection	1		
b. Accurately reported any deficiencies found	1		
c. Completed all related departmental forms	1		
TOTAL POINTS:	19		

Points needed to pass: 13

Evaluator/Candidate Comments:

Certifying Examiner

Date

Re-Test Certifying Examiner

Date

Overall Skill Sheet Score	
Pass <input type="checkbox"/>	Fail <input type="checkbox"/>
Overall Skill Sheet Re-Test Score	
Pass <input type="checkbox"/>	Fail <input type="checkbox"/>



State Firefighters' and Fire Marshals' Association of Texas

Texas Volunteer Firefighters' and Fire Marshals' Certification Board

PO Box 1709 ♦ Manchaca, Texas 78652-1409 ♦ 512.453.1876 (fax)

www.sffma.org ♦ 512.454.3473 (phone)

TESTING SKILLS

Performance Standards-Activity Sheet 1

Apparatus Test, Inspection and Service Form

Use safety equipment and hand tools to test, inspect or service the items on the checklist to recognize any system problems and correct any deficiency according to agency policies and procedures. Place a mark in the "Item Checked" column after each item is checked. Use the "Notes" column to note any deficiencies. Date and sign the form in the indicated area.

Item	Item Checked	Notes
Battery(ies)		
Check water level, if applicable		
Check tightness of terminals with appropriate hand tool		
Inspect terminals for corrosion		
Evaluate general condition (damage, tie-downs)		
Braking system		
<u>Air-Actuated Brakes</u>		
Check for leaks		
Ensure manual or automatic purging of excess condensation		
Confirm braking system meets NFPA requirements for air pressure recovery		
<u>Hydraulic Brakes</u>		
Check for leaks		
Ensure hydraulic fluid level is within manufacturer's recommended specifications		
Coolant system		
Check for leaks		
Check condition of hoses and/or lines		
Ensure coolant level is within manufacturer's recommended specifications		
Electrical system		
Ensure charging system is operational		
Confirm gauges are functioning		
Check ignition system by starting engine (engine oil check must be performed prior to this step)		
Ensure all vehicle lights are operational		
Ensure all visual and audible emergency warning devices are operational		
Evaluate general condition of accessible wires and connections		



State Firefighters' and Fire Marshals' Association of Texas

Texas Volunteer Firefighters' and Fire Marshals' Certification Board

PO Box 1709 ♦ Manchaca, Texas 78652-1409 ♦ 512.453.1876 (fax)

www.sffma.org ♦ 512.454.3473 (phone)

TESTING SKILLS

Item	Item Checked	Notes
Fuel		
Report fuel gauge level		
Check for leaks		
Hydraulic fluids		
Check for leaks		
Ensure hydraulic fluid level was within manufacturer's recommended specifications		
Oil		
Check for leaks		
Ensure engine oil level is within manufacturer's recommended specifications		
Ensure engine oil pressure is within manufacturer's recommended specifications		
Tires		
Check condition of valve and stem		
Evaluate condition of tire tread		
Check depth of tire tread		
Check for damage		
Use an air gauge, to ensure that tire air pressure was within manufacturer's recommended specifications		
Check lug nuts for tightness, rust, and missing nuts		
Steering system		
Check for leaks		
Ensure steering fluid level was within manufacturer's recommended specifications		
Check for "excessive play" in steering wheel		
Belts		
Ensure proper adjustment		
Check for excessive wear and/or cracking		
Tools, appliances, and equipment		
Ensure required tools, appliances, and equipment were present as required by the authority having jurisdiction		
Ensure required tools, appliances, and equipment are in good working order		
Built-in safety features		
Ensured built-in safety features are in good working order		

Signature

Printed Name

Date



State Firefighters' and Fire Marshals' Association of Texas

Texas Volunteer Firefighters' and Fire Marshals' Certification Board

PO Box 1709 ♦ Manchaca, Texas 78652-1409 ♦ 512.453.1876 (fax)

www.sffma.org ♦ 512.454.3473 (phone)

TESTING SKILLS

DRIVER/OPERATION – PUMPER: SKILL #2

Routine tests, Inspections, and Servicing Functions

Subject: General

NFPA 1002, 2017 edition, 5.1.2, 4.2.2

OBJECTIVE

Document the visual and operational checks, given maintenance and inspection forms, so that all items are checked for operation and deficiencies are reported. (4.2.2)

Perform the visual and operational checks on the systems and components specified in the following list in addition to those in Skill Sheet #1, given a fire department pumper, its manufacturer's specifications, and policies and procedures of the jurisdiction, so that the operational status of the pumper is verified (5.1.2):

1. Water tank and other extinguishing agent levels (if applicable)
2. Pumping systems
3. Foam systems

INSTRUCTIONS – procedures for achieving the objective

The Driver/Operator-Pumper candidate, given a fire department vehicle, maintenance, and inspection forms shall perform and document the routine tests, inspections, and servicing functions, so that all items are checked for operation and deficiencies are reported on the following:

1. Water tank and other extinguishing agent levels (if applicable)
2. Pumping systems
3. Foam systems

EXAMINER'S NOTE

The Driver/Operator-Pumper candidate will not be allowed to review the performance steps at the time of testing.

The Examiner should utilize the Performance Standards-Activity Sheet 2: Pump Test, Inspection and Service Form to determine the specific items to be inspected for each item listed on the skill sheet.

PREPARATION & EQUIPMENT

Appropriate safety equipment (gloves, eye and ear protection, etc.)

Fire department vehicle

Tools and equipment

Policies and procedures



State Firefighters' and Fire Marshals' Association of Texas

Texas Volunteer Firefighters' and Fire Marshals' Certification Board

PO Box 1709 ♦ Manchaca, Texas 78652-1409 ♦ 512.453.1876 (fax)

www.sffma.org ♦ 512.454.3473 (phone)

TESTING SKILLS

DRIVER/OPERATION – PUMPER: SKILL #2

Routine tests, Inspections, and Servicing Functions

Candidate: _____

Notes: _____

Examiner: _____

School: _____

Test Site: _____

Document the visual and operational checks, given maintenance and inspection forms, so that all items are checked for operation and deficiencies are reported. (4.2.2)

Perform the visual and operational checks on the systems and components specified in the following list in addition to those in 700-4.2.2, given a fire department pumper, its manufacturer's specifications, and policies and procedures of the jurisdiction, so that the operational status of the pumper is verified: (5.1.2)

1. Water tank and other extinguishing agent levels (if applicable)
2. Pumping systems
3. Foam systems

PART ONE	POSSIBLE POINTS	TEST	RETEST
The candidate:			
a. Inspected water tank and other extinguishing agent levels (if applicable)	1		
b. Inspected pumping systems	1		
c. Inspected foam systems	1		
d. Utilized hand tools and equipment as needed	1		
e. Recognized system problems	1		
f. Corrected any deficiencies according to policies and procedures	1		
g. Performed skill in a safe and proficient manner	1		
PART TWO	POSSIBLE POINTS	TEST	RETEST
The candidate:			
a. Correctly documented inspection	1		
b. Accurately reported any deficiencies found	1		
c. Completed all related departmental forms	1		
TOTAL POINTS:	10		

Points needed to pass: 7



State Firefighters' and Fire Marshals' Association of Texas

Texas Volunteer Firefighters' and Fire Marshals' Certification Board

PO Box 1709 ♦ Manchaca, Texas 78652-1409 ♦ 512.453.1876 (fax)

www.sffma.org ♦ 512.454.3473 (phone)

TESTING SKILLS

Evaluator/Candidate Comments:

Certifying Examiner

Date

Re-Test Certifying Examiner

Date

Overall Skill Sheet Score	
Pass <input type="checkbox"/>	Fail <input type="checkbox"/>
Overall Skill Sheet Re-Test Score	
Pass <input type="checkbox"/>	Fail <input type="checkbox"/>



State Firefighters' and Fire Marshals' Association of Texas

Texas Volunteer Firefighters' and Fire Marshals' Certification Board

PO Box 1709 ♦ Manchaca, Texas 78652-1409 ♦ 512.453.1876 (fax)

www.sffma.org ♦ 512.454.3473 (phone)

TESTING SKILLS

Standards-Activity Sheet 2

Pump Test, Inspection and Service Form

Use safety equipment and hand tools to test, inspect or service the items on the checklist to recognize any system problems and correct any deficiency according to agency policies and procedures. Place a mark in the "Item Checked" column after each item is checked. Use the "Notes" column to note any deficiencies. Date and sign the form in the indicated area.

Item	Item Checked	Notes
Ensure water tank level is full		
Check primer pump oil reservoir level, if applicable		
Check foam tank level, if applicable		
Evaluate condition of the pump packing for excessive leaking		
Properly engage pump		
Properly operate priming system		
Demonstrate proper throttle operation		
Exercise pump valves		
Exercise drain valves		
Operate change-over valve (for two stage pumps)		
Operate pressure control device		
Visually inspect foam system, if equipped		
Properly disengage pump		
Ensure tightness of screws and bolts on pump panel, using appropriate hand tools		
Utilize safety equipment		

Signature

Printed Name

Date



State Firefighters' and Fire Marshals' Association of Texas

Texas Volunteer Firefighters' and Fire Marshals' Certification Board

PO Box 1709 ♦ Manchaca, Texas 78652-1409 ♦ 512.453.1876 (fax)

www.sffma.org ♦ 512.454.3473 (phone)

TESTING SKILLS

DRIVER/OPERATION – PUMPER: SKILL #3

Non-Emergency Driving on Public Roadway

Subject: Driving/Operating

NFPA 1002, 2017 edition, 4.3.1

OBJECTIVE

Operate a fire apparatus, given a vehicle and a predetermined route on a public way that incorporates the maneuvers and features that the driver/operator is expected to encounter during normal operations, so that the vehicle is operated in compliance with all applicable state and local laws and departmental rules and regulations.

(4.3.1)

1. Four left turns and four right turns
2. A straight section of urban business street or a two-lane rural road at least 1 mile (1.6 km) in length
3. One through-intersection and two intersections where a stop has to be made
4. One railroad crossing
5. One curve, either left or right
6. A section of limited-access highway that includes a conventional ramp entrance and exit and a section of road long enough to allow two lane changes
7. A downgrade steep enough and long enough to require down-shifting and braking
8. An upgrade steep enough and long enough to require gear changing to maintain speed
9. One underpass or a low clearance or bridge

INSTRUCTIONS - procedures for achieving the objective

Given a fire department pumper, the Driver/Operator-Pumper candidate shall complete a predetermined route on a public way that incorporates the maneuvers and features that the driver/operator is expected to encounter during normal operations, while demonstrating safe and legal driving procedures on public thoroughfares.

EXAMINER'S NOTE

The driver/operator – pumper candidate will not be allowed to review the performance steps at the time of testing.

SFFMA recognizes that each of these driving elements may not exist in all areas. Where this occurs, those elements that do not exist in that area may be omitted. Components of this skill may be simulated as needed when performed on a closed driving course to effectively accomplish the intent of the skill, (i.e., simulated railroad crossing, low clearance, intersections, etc.). The examiner shall document on this form a justification for any elements that are not tested.

PREPARATION & EQUIPMENT

Fire department pumper

Predetermined route on a public highway



State Firefighters' and Fire Marshals' Association of Texas

Texas Volunteer Firefighters' and Fire Marshals' Certification Board

PO Box 1709 ♦ Manchaca, Texas 78652-1409 ♦ 512.453.1876 (fax)

www.sffma.org ♦ 512.454.3473 (phone)

TESTING SKILLS

DRIVER/OPERATION – PUMPER: SKILL #3

Non-Emergency Driving on Public Roadway

Candidate: _____

Notes: _____

Examiner: _____

School: _____

Test Site: _____

Operate a fire apparatus, given a vehicle and a predetermined route on a public way that incorporates the maneuvers and features that the driver/operator is expected to encounter during normal operations, so that the vehicle is operated in compliance with all applicable state and local laws and departmental rules and regulations.(4.3.1)

1. Four left turns and four right turns
2. A straight section of urban business street or a two-lane rural road at least 1 mile (1.6km) in length
3. One through-intersection and two intersections where a stop has to be made
4. One railroad crossing
5. One curve, either left or right
6. A section of limited-access highway that includes a conventional ramp entrance and exit and a section of road long enough to allow two lane changes
7. A downgrade steep enough and long enough to require down-shifting and braking
8. An upgrade steep enough and long enough to require gear changing to maintain speed
9. One underpass or a low clearance or bridge

The candidate:	POSSIBLE POINTS	TEST	RETEST
a. Wore seat belt and assured all passengers were secured	1		
b. Completed four left turns	1		
c. Completed four right turns	1		
d. Drove a straight section of urban business street or a 2-lane rural road at least 1 mile (1.6km) in length	1		
e. Drove one through-intersection and two intersections where a stop had to be made	1		
f. Navigated one railroad crossing	1		
g. Navigated a left or right curve	1		
h. Drove a section of limited-access highway that included a conventional ramp entrance and exit and a section of road long enough to allow for two lane changes	1		
i. Drove a downgrade – steep and long enough to require downshifting and braking	1		
j. Drove an upgrade – steep and long enough to require gear changing to maintain speed	1		
k. Drove under underpass, low clearance, or bridge	1		



State Firefighters' and Fire Marshals' Association of Texas

Texas Volunteer Firefighters' and Fire Marshals' Certification Board

PO Box 1709 ♦ Manchaca, Texas 78652-1409 ♦ 512.453.1876 (fax)

www.sffma.org ♦ 512.454.3473 (phone)

TESTING SKILLS

l. Maintained safe following distances	1		
m. Maintained control of the vehicle while accelerating	1		
n. Maintained control of the vehicle while decelerating	1		
o. Maintained control of the vehicle while turning	1		
p. Safely operated vehicle for given road, weather and traffic conditions	1		
q. Safely operated vehicle under adverse environmental or driving surface conditions	1		
r. Correctly used automotive gauges	1		
s. Correctly used automotive controls	1		
t. Followed all local and state laws	1		
u. Performed skill in a safe and proficient manner	1		
TOTAL POINTS:	21		

Points needed to pass: 15

Evaluator/Candidate Comments:

Certifying Examiner

Date

Re-Test Certifying Examiner

Date

Overall Skill Sheet Score	
Pass <input type="checkbox"/>	Fail <input type="checkbox"/>
Overall Skill Sheet Re-Test Score	
Pass <input type="checkbox"/>	Fail <input type="checkbox"/>



State Firefighters' and Fire Marshals' Association of Texas

Texas Volunteer Firefighters' and Fire Marshals' Certification Board

PO Box 1709 ♦ Manchaca, Texas 78652-1409 ♦ 512.453.1876 (fax)

www.sffma.org ♦ 512.454.3473 (phone)

TESTING SKILLS

DRIVER/OPERATION – PUMPER: SKILL #4

Backing from a Roadway into Restricted Spaces

Subject: Driving/Operating

NFPA 1002, 2017 edition, 4.3.2

OBJECTIVE

Back a vehicle from a roadway into restricted spaces on both the right and left sides of the vehicle, given a fire department apparatus, a spotter where the spotter assists the driver in performing the maneuver: and restricted spaces 12 ft (3.7 m) in width, requiring 90-degree right-hand and left-hand turns from the roadway, so that the vehicle is parked within the restricted areas without having to stop and pull forward and without striking obstructions. (4.3.2)

INSTRUCTIONS - procedures for achieving the objective

Given a pumping apparatus and a spotter, the Driver/Operator-Pumper candidate shall back an apparatus from a roadway into restricted spaces on both the right and left sides of the vehicle, into a restricted space 12 ft (3.7 m) in width, requiring 90-degree right-hand and left-hand turns from the roadway, so that the vehicle is parked within the restricted areas without having to stop and pull forward and without striking obstructions.

EXAMINER'S NOTE

Skills 4 through 7 may be conducted individually or in one continuous exercise. Each Performance Skill is to be graded independently, regardless of which way it is performed.

Simulate an alley dock by arranging cones 40 ft (12.2 m) from a boundary line. The cones should be 12 ft (3.7 m) apart, and the length should be the length of the vehicle. The driver should pass the cones with the dock on the left and then back the apparatus, using a 90-degree left turn, into the alley dock. The exercise should then be repeated with the dock on the right side, using a 90-degree right turn.

Note: For large vehicles, such as ARFF apparatus, this course might need to be modified.

PREPARATION & EQUIPMENT

Fire department pumping apparatus

Spotter

Cones



State Firefighters' and Fire Marshals' Association of Texas

Texas Volunteer Firefighters' and Fire Marshals' Certification Board

PO Box 1709 ♦ Manchaca, Texas 78652-1409 ♦ 512.453.1876 (fax)

www.sffma.org ♦ 512.454.3473 (phone)

TESTING SKILLS

DRIVER/OPERATION – PUMPER: SKILL #4

Backing from a Roadway into Restricted Spaces

Candidate: _____

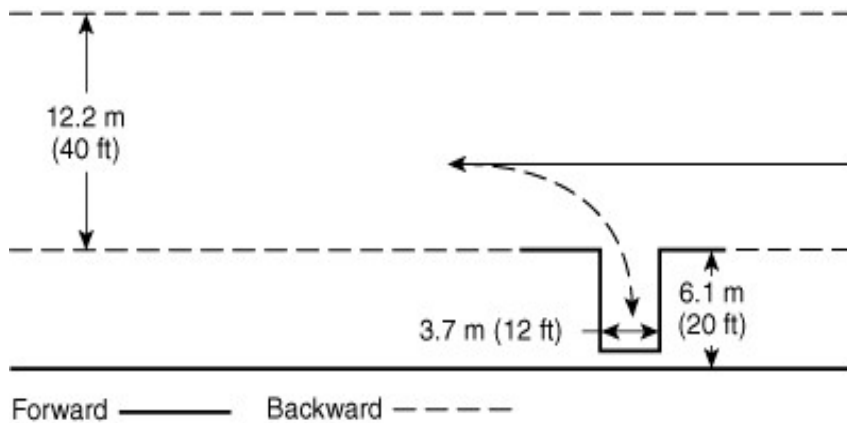
Notes: _____

Examiner: _____

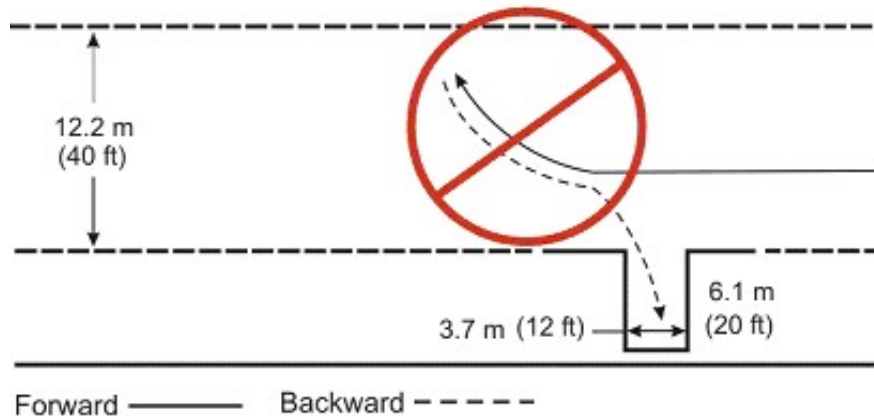
School: _____

Test Site: _____

90-degree turn required:



This type of turn not allowed:





State Firefighters' and Fire Marshals' Association of Texas

Texas Volunteer Firefighters' and Fire Marshals' Certification Board

PO Box 1709 ♦ Manchaca, Texas 78652-1409 ♦ 512.453.1876 (fax)

www.sffma.org ♦ 512.454.3473 (phone)

TESTING SKILLS

Back a vehicle from a roadway into restricted spaces on both the right and left sides of the vehicle, given a fire department apparatus, a spotter where the spotter assists the driver in performing the maneuver: and restricted spaces 12 ft (3.7 m) in width, requiring 90 degree right-hand and left-hand turns from the roadway, so that the vehicle is parked within the restricted areas without having to stop and pull forward and without striking obstructions. (4.3.2)

The candidate:	POSSIBLE POINTS	TEST	RETEST
a. Wore seat belt and assured all passengers were secured	1		
b. Backed the apparatus from a roadway into the restricted space using a 90-degree left-hand turn	1		
c. Backed the apparatus from a roadway into the restricted space using a 90-degree right-hand turn	1		
d. Correctly used mirrors	1		
e. Correctly judged vehicle clearance	1		
f. Parked within the restricted area without having to stop and pull forward	1		
g. Parked within the restricted area without striking an obstruction	1		
h. Performed skill in a safe and proficient manner	1		
TOTAL POINTS:		8	

Points needed to pass: 6

Evaluator/Candidate Comments:

Certifying Examiner

Date

Re-Test Certifying Examiner

Date

Overall Skill Sheet Score	
Pass <input type="checkbox"/>	Fail <input type="checkbox"/>
Overall Skill Sheet Re-Test Score	
Pass <input type="checkbox"/>	Fail <input type="checkbox"/>



State Firefighters' and Fire Marshals' Association of Texas

Texas Volunteer Firefighters' and Fire Marshals' Certification Board

PO Box 1709 ♦ Manchaca, Texas 78652-1409 ♦ 512.453.1876 (fax)

www.sffma.org ♦ 512.454.3473 (phone)

TESTING SKILLS

DRIVER/OPERATION – PUMPER: SKILL #5

Maneuvering Around Roadway Obstructions

Subject: Driving/Operating

NFPA 1002, 2017 edition, 4.3.3

OBJECTIVE

Maneuver a vehicle around obstructions on a roadway while moving forward and in reverse, given a fire department apparatus, a spotter where the spotter assists the driver in performing the maneuver; and a roadway with obstructions, so that the vehicle is maneuvered through the obstructions without stopping to change the direction of travel and without striking the obstructions. (4.3.3)

INSTRUCTIONS - procedures for achieving the objective

Given a pumping apparatus and a spotter for backing, the Driver/Operator-Pumper candidate shall maneuver a vehicle around obstructions on a roadway while moving forward and in reverse, so that the vehicle is maneuvered through the obstructions without stopping to change the direction of travel and without striking the obstructions.

EXAMINER'S NOTE

Skills 4 through 7 may be conducted individually or in one continuous exercise. Each Performance Skill is to be graded independently, regardless of which way it is performed.

This exercise measures a driver's ability to steer the apparatus in close limits without stopping. The exercise should be conducted with the apparatus moving first backward, then forward. The course or path of travel for this exercise can be established by placing a minimum of three markers, each spaced between 30 ft. (9 m.) and 38 ft. (12 m.) apart, in a line. The spacing of the markers should be based on the wheel base of the vehicle used. Adequate space must be provided on each side of the markers for the apparatus to move freely. The driver should drive the apparatus along the left side of the markers in a straight line and stop just beyond the last marker. The driver should then begin the exercise by backing the apparatus between the markers by passing to the left of marker No. 1, to the right of marker No. 2, and to the left of marker No. 3. At this point, the driver should stop the vehicle and then drive it forward between the markers by passing to the right of marker No. 3, to the left of marker No. 2, and to the right of marker No. 1.

Note: For large vehicles, such as ARFF apparatus, this course might need to be modified.

PREPARATION & EQUIPMENT

Fire department pumping apparatus

Spotter

Cones



State Firefighters' and Fire Marshals' Association of Texas

Texas Volunteer Firefighters' and Fire Marshals' Certification Board

PO Box 1709 ♦ Manchaca, Texas 78652-1409 ♦ 512.453.1876 (fax)

www.sffma.org ♦ 512.454.3473 (phone)

TESTING SKILLS

DRIVER/OPERATION – PUMPER: SKILL #5

Maneuvering Around Roadway Obstructions

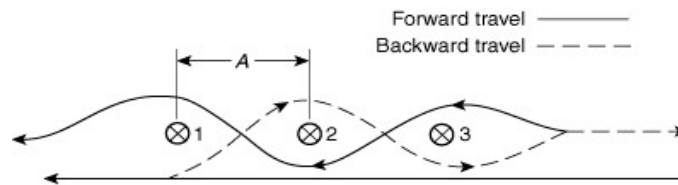
Candidate: _____

Notes: _____

Examiner: _____

School: _____

Test Site: _____



A: 9 m to 12 m (30 ft to 38 ft) based on vehicle wheel base

Maneuver a vehicle around obstructions on a roadway while moving forward and in reverse, given a fire department apparatus, a spotter where the spotter assists the driver in performing the maneuver; and a roadway with obstructions, so that the vehicle is maneuvered through the obstructions without stopping to change the direction of travel and without striking the obstructions. (4.3.3)

The candidate:	POSSIBLE POINTS	TEST	RETEST
a. Wore seat belt and assured all passengers were secured	1		
b. Maneuvered the vehicle around obstructions while moving backward	1		
c. Maneuvered the vehicle around obstructions while moving forward	1		
d. Did not stop to change the direction of travel	1		
e. Did not strike an obstruction	1		
f. Correctly used mirrors	1		
g. Accurately judged vehicle clearance	1		
h. Performed skill in a safe and proficient manner	1		
TOTAL POINTS:	8		

Points needed to pass: 6

Evaluator/Candidate Comments:

Certifying Examiner

Date

Overall Skill Sheet Score	
Pass <input type="checkbox"/>	Fail <input type="checkbox"/>
Overall Skill Sheet Re-Test Score	



State Firefighters' and Fire Marshals' Association of Texas

Texas Volunteer Firefighters' and Fire Marshals' Certification Board

PO Box 1709 ♦ Manchaca, Texas 78652-1409 ♦ 512.453.1876 (fax)

www.sffma.org ♦ 512.454.3473 (phone)

TESTING SKILLS

Re-Test Certifying Examiner _____

Date _____

Pass

Fail

DRIVER/OPERATION – PUMPER: SKILL #6

Turning Vehicle 180 Degrees within a Confined Space

Subject: Driving/Operating

NFPA 1002, 2017 edition, 4.3.4

OBJECTIVE

Turn a fire apparatus 180 degrees within a confined space, given a fire department apparatus, a spotter for backing up, and an area in which the vehicle cannot perform a U-turn without stopping and backing up, so that the vehicle is turned 180 degrees without striking obstructions within the given space. (4.3.4)

INSTRUCTIONS - procedures for achieving the objective

Given a pumping apparatus and a spotter for backing up, the Driver/Operator-Pumper candidate shall turn a pumping apparatus 180 degrees within a confined space, so that the vehicle is turned 180 degrees without striking obstructions within the given space.

EXAMINER'S NOTE

Skills 4 through 7 may be conducted in one continuous exercise or individually. Each Performance Skill is to be graded independently, regardless of which way it is performed.

This exercise measures the driver's ability to turn the vehicle around in a confined space without striking obstacles. The turn is accomplished within an area 50 ft. x 100 ft. (15.24 m x 30.5 m). The driver moves into the area from a 12 ft. (3.7 m) opening in the center of one of the 50 ft. (15.24 m) legs, turns the vehicle 180 degrees, and returns through the opening. There is no limitation on the number of times the driver has to maneuver the vehicle to accomplish this exercise, but no portion of the vehicle should extend over the boundary lines of the space.

Note: For large vehicles, such as ARFF apparatus, this course might need to be modified.

PREPARATION & EQUIPMENT

Fire department pumping apparatus

Spotter

Cones



State Firefighters' and Fire Marshals' Association of Texas

Texas Volunteer Firefighters' and Fire Marshals' Certification Board

PO Box 1709 ♦ Manchaca, Texas 78652-1409 ♦ 512.453.1876 (fax)

www.sffma.org ♦ 512.454.3473 (phone)

TESTING SKILLS

DRIVER/OPERATION – PUMPER: SKILL #6

Turning Vehicle 180 Degrees within a Confined Space

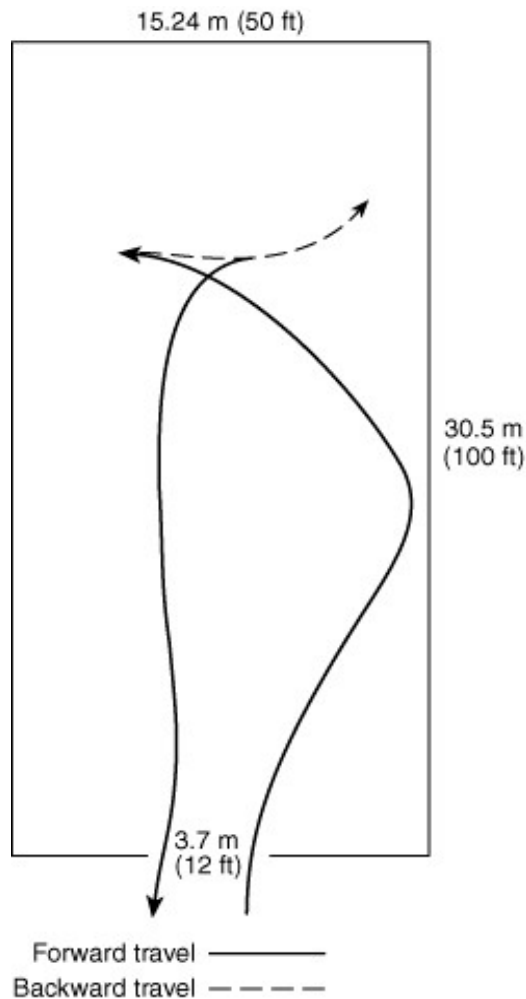
Candidate: _____

Notes: _____

Examiner: _____

School: _____

Test Site: _____





State Firefighters' and Fire Marshals' Association of Texas

Texas Volunteer Firefighters' and Fire Marshals' Certification Board

PO Box 1709 ♦ Manchaca, Texas 78652-1409 ♦ 512.453.1876 (fax)

www.sffma.org ♦ 512.454.3473 (phone)

TESTING SKILLS

Turn a fire apparatus 180 degrees within a confined space, given a fire apparatus, a spotter for backing up, and an area in which the vehicle cannot perform a U-turn without stopping and backing up, so that the vehicle is turned 180 degrees without striking obstructions within the given space. (4.3.4)

The candidate:	POSSIBLE POINTS	TEST	RETEST
a. Wore seat belt and assured all passengers were secured	1		
b. Turned vehicle 180 degrees within the confined space	1		
c. Did not strike an obstruction	1		
d. Correctly used mirrors	1		
e. Correctly judged vehicle clearance	1		
f. Entered and exited the confined space without striking obstacles	1		
g. Performed skill in a safe and proficient manner	1		
TOTAL POINTS:	7		

Points needed to pass: 5

Evaluator/Candidate Comments:

Certifying Examiner

Date

Re-Test Certifying Examiner

Date

Overall Skill Sheet Score	
Pass <input type="checkbox"/>	Fail <input type="checkbox"/>
Overall Skill Sheet Re-Test Score	
Pass <input type="checkbox"/>	Fail <input type="checkbox"/>



State Firefighters' and Fire Marshals' Association of Texas

Texas Volunteer Firefighters' and Fire Marshals' Certification Board

PO Box 1709 ♦ Manchaca, Texas 78652-1409 ♦ 512.453.1876 (fax)

www.sffma.org ♦ 512.454.3473 (phone)

TESTING SKILLS

DRIVER/OPERATION – PUMPER: SKILL #7

Driving Vehicle through Area with Restricted Horizontal and Vertical Clearances

Subject: Driving/Operating

NFPA 1002, 2017 edition, 4.3.5

OBJECTIVE

Maneuver a fire apparatus in areas with restricted horizontal and vertical clearances, given a fire apparatus and a course that requires the operator to move through areas of restricted horizontal and vertical clearances, so that the operator accurately judges the ability of the vehicle to pass through the openings and so that no obstructions are struck. (4.3.5)

INSTRUCTIONS - procedures for achieving the objective

Given a pumping apparatus and a specified course with horizontal and vertical clearances, the Driver/Operator-Pumper candidate shall maneuver a pumping apparatus so that the Driver/Operator-Pumper candidate accurately judges the ability of the vehicle to pass through the openings and so that no obstructions are struck.

EXAMINER'S NOTE

Skills 4 through 7 may be conducted individually or in one continuous exercise. Each Performance Skill is to be graded independently, regardless of which way it is performed.

This exercise measures a driver's ability to steer the apparatus in a straight line, to judge distances from wheel to object, and to stop at a finish line. The speed at which a driver should operate the apparatus is optional, but it should be great enough to necessitate quick judgment. The course for this exercise is created by arranging two rows of markers to form a lane 75 ft. (22.9 m) long. The lane varies in width from 9 ft. 6 in. (2.9 m) to a diminishing clearance of 8 ft. 2 in. (2.5 m). The driver should maneuver the apparatus through this lane without touching the markers. The vehicle should be stopped at a finish line 50 ft. (15.24 m) beyond the last marker. No portion of the vehicle should protrude beyond this line.

Vertical clearance judgment should be evaluated using a prop with a crossbar that is adjustable, based on the vehicle height. During the evaluation, the driver should drive forward and back through the prop with the crossbar at several differing heights, including one that is lower than the top of the vehicle. The prop should not be struck. The intent of the vertical clearance judgment is for proper identification of the furthestmost point in the form of the apparatus. In situations where the apparatus is gaining entry to roadways or limited-height areas, the driver/operator must allow appropriate space ahead of the apparatus in order to avoid striking objects or to avoid extending apparatus into traffic lanes.

Note: For large vehicles, such as ARFF apparatus, this course might need to be modified.

PREPARATION & EQUIPMENT

Fire department pumping apparatus

Cones

Vertical clearance crossbar prop



State Firefighters' and Fire Marshals' Association of Texas

Texas Volunteer Firefighters' and Fire Marshals' Certification Board

PO Box 1709 ♦ Manchaca, Texas 78652-1409 ♦ 512.453.1876 (fax)

www.sffma.org ♦ 512.454.3473 (phone)

TESTING SKILLS

DRIVER/OPERATION – PUMPER: SKILL #7

Driving Vehicle through Area with Restricted Horizontal and Vertical Clearances

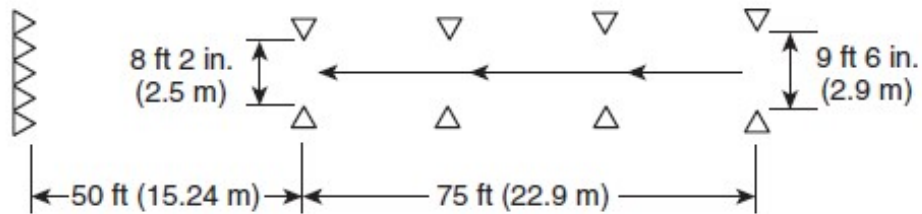
Candidate: _____

Notes: _____

Examiner: _____

School: _____

Test Site: _____



Maneuver a fire apparatus in areas with restricted horizontal and vertical clearances, given a fire apparatus and a course that requires the operator to move through areas of restricted horizontal and vertical clearances, so that the operator accurately judges the ability of the vehicle to pass through the openings and so that no obstructions are struck. (4.3.5)

The candidate:	POSSIBLE POINTS	TEST	RETEST
a. Wore seat belt and assured all passengers were secured	1		
b. Drove vehicle through required course	1		
c. Did not strike an obstruction	1		
d. Correctly used mirrors	1		
e. Correctly judged vehicle clearance	1		
f. Performed skill in a safe and proficient manner	1		
TOTAL POINTS:	6		

Points needed to pass: 4

Evaluator/Candidate Comments:

Certifying Examiner

Date

Re-Test Certifying Examiner

Date

Overall Skill Sheet Score	
Pass <input type="checkbox"/>	Fail <input type="checkbox"/>
Overall Skill Sheet Re-Test Score	
Pass <input type="checkbox"/>	Fail <input type="checkbox"/>



State Firefighters' and Fire Marshals' Association of Texas

Texas Volunteer Firefighters' and Fire Marshals' Certification Board

PO Box 1709 ♦ Manchaca, Texas 78652-1409 ♦ 512.453.1876 (fax)

www.sffma.org ♦ 512.454.3473 (phone)

TESTING SKILLS

DRIVER/OPERATION – PUMPER: SKILL #8

Driving Defensively

Subject: Driving/Operating

NFPA 1002, 2017 edition, 4.3.6

OBJECTIVE

Operate a vehicle using defensive driving techniques, given an assignment and a fire apparatus, so that control of the vehicle is maintained. (4.3.6)

INSTRUCTIONS - procedures for achieving the objective

The Driver/Operator-Pumper candidate shall operate a fire department pumper using defensive driving techniques given an assignment.

EXAMINER'S NOTE

The Driver/Operator-Pumper candidate will not be allowed to review the performance steps at the time of testing.

Simulated emergency driving conditions should be restricted to a controlled area. Public ways should not be used for these activities. (4.3.6.A)

PREPARATION & EQUIPMENT

Fire department pumping apparatus

Simulated emergency conditions



State Firefighters' and Fire Marshals' Association of Texas

Texas Volunteer Firefighters' and Fire Marshals' Certification Board

PO Box 1709 ♦ Manchaca, Texas 78652-1409 ♦ 512.453.1876 (fax)

www.sffma.org ♦ 512.454.3473 (phone)

TESTING SKILLS

DRIVER/OPERATION – PUMPER: SKILL #8

Driving Defensively

Candidate: _____

Notes: _____

Examiner: _____

School: _____

Test Site: _____

Operate a vehicle using defensive driving techniques, given an assignment and a fire apparatus, so that control of the vehicle is maintained. (4.3.6)

The candidate:	POSSIBLE POINTS	TEST	RETEST
a. Wore seat belt and assured all passengers were secured	1		
b. Maintained safe following distances	1		
c. Maintained control of the vehicle while accelerating	1		
d. Maintained control of the vehicle while decelerating	1		
e. Maintained control of the vehicle while turning	1		
f. Safely operated vehicle for given road, weather and traffic conditions	1		
g. Safely operated vehicle under adverse environmental or driving surface conditions	1		
h. Correctly used automotive gauges	1		
i. Correctly used automotive controls	1		
j. Followed all local and state laws	1		
k. Performed skill in a safe and proficient manner	1		
TOTAL POINTS:	11		

Points needed to pass: 8

Evaluator/Candidate Comments:

Certifying Examiner

Date

Re-Test Certifying Examiner

Date

Overall Skill Sheet Score	
Pass <input type="checkbox"/>	Fail <input type="checkbox"/>
Overall Skill Sheet Re-Test Score	
Pass <input type="checkbox"/>	Fail <input type="checkbox"/>



State Firefighters' and Fire Marshals' Association of Texas

Texas Volunteer Firefighters' and Fire Marshals' Certification Board

PO Box 1709 ♦ Manchaca, Texas 78652-1409 ♦ 512.453.1876 (fax)

www.sffma.org ♦ 512.454.3473 (phone)

TESTING SKILLS

DRIVER/OPERATION – PUMPER: SKILL #9

Operating Apparatus Fixed Systems and Equipment

Subject: Driving/Operating

NFPA 1002, 2017 edition, 4.3.7

OBJECTIVE

Operate all fixed systems and equipment on the vehicle not specifically addressed elsewhere in this standard, given systems and equipment, manufacturer's specifications and instructions, and departmental policies and procedures for the systems and equipment, so that each system or piece of equipment is operated in accordance with the applicable instructions and policies. (4.3.7)

INSTRUCTIONS - procedures for achieving the objective

Given a fire department pumper, the Driver/Operator-Pumper candidate shall demonstrate the ability to operate all major equipment on the apparatus by deploying, energizing and monitoring the equipment. The Driver/Operator-Pumper candidate must also demonstrate the ability to recognize and correct system problems.

EXAMINER'S NOTE

The driver/operator-pumper candidate will not be allowed to review the performance steps at the time of testing.

This skill will require the operation of several systems such as electric generation equipment, floodlighting systems, air compressors, air cascade systems, hydraulic rescue tool systems, power reels for air or hydraulic hose, cranes and stabilizers, and A-frames or other lifting equipment.

Not all apparatus are equipped the same. Therefore, the examiner shall make available the appropriate number of skill sheets to ensure that all fixed systems and equipment provided on the apparatus are tested.

PREPARATION & EQUIPMENT

Fire department pumping apparatus

Systems

Equipment



State Firefighters' and Fire Marshals' Association of Texas

Texas Volunteer Firefighters' and Fire Marshals' Certification Board

PO Box 1709 ♦ Manchaca, Texas 78652-1409 ♦ 512.453.1876 (fax)

www.sffma.org ♦ 512.454.3473 (phone)

TESTING SKILLS

DRIVER/OPERATION – PUMPER: SKILL #9

Operating Apparatus Fixed Systems and Equipment

Candidate: _____

Notes: _____

Examiner: _____

School: _____

Test Site: _____

Operate all fixed systems and equipment on the vehicle not specifically addressed elsewhere in this standard, given systems and equipment, manufacturer's specifications and instructions, and departmental policies and procedures for the systems and equipment, so that each system or piece of equipment is operated in accordance with the applicable instructions and policies. (4.3.7)

System Evaluated: _____	POSSIBLE POINTS	TEST	RETEST
The candidate:			
a. Deployed the system or equipment	1		
b. Energized the system or equipment, if applicable	1		
c. Monitored the system or equipment	1		
d. Recognized system problems, if applicable	1		
e. Corrected system problems, if applicable	1		
f. Performed skill in a safe and proficient manner	1		
TOTAL POINTS:	6		

Points needed to pass: 4

Evaluator/Candidate Comments:

Certifying Examiner

Date

Re-Test Certifying Examiner

Date

Overall Skill Sheet Score	
Pass <input type="checkbox"/>	Fail <input type="checkbox"/>
Overall Skill Sheet Re-Test Score	
Pass <input type="checkbox"/>	Fail <input type="checkbox"/>



State Firefighters' and Fire Marshals' Association of Texas

Texas Volunteer Firefighters' and Fire Marshals' Certification Board

PO Box 1709 ♦ Manchaca, Texas 78652-1409 ♦ 512.453.1876 (fax)

www.sffma.org ♦ 512.454.3473 (phone)

TESTING SKILLS

DRIVER/OPERATION – PUMPER: SKILL #10

Producing Effective Streams

Subject: Operations

NFPA 1002, 2017 edition, 5.2.4

OBJECTIVE

Produce effective hand or master streams, given the sources specified in the following list, so that the pump is engaged, all pressure control and vehicle safety devices are set, the rated flow of the nozzle is achieved and maintained, and the apparatus is continuously monitored for potential problems: (5.2.4)

1. Internal tank
2. Pressurized source
 - a. Connection to a hydrant
 - b. Supply line from another pumping source
3. Static source
4. Transfer from internal tank to external source

INSTRUCTIONS - procedures for achieving the objective

Given a scenario, a fire department pumper with the necessary equipment for the given scenario, the Driver/Operator-Pumper candidate shall properly position, connect, and perform a pumping operation from a pressurized water source or a draft from a static water source.

EXAMINER'S NOTE

The Driver/Operator–Pumper candidate will not be allowed to review the performance steps at the time of testing. The Examiner shall provide a scenario that requires the examinee to choose either master or hand stream and either pump from draft using a static water source or pump from a pressurized water source.

PREPARATION & EQUIPMENT

Fire department pumper with internal tank

Static water source or pressurized water source



State Firefighters' and Fire Marshals' Association of Texas

Texas Volunteer Firefighters' and Fire Marshals' Certification Board

PO Box 1709 ♦ Manchaca, Texas 78652-1409 ♦ 512.453.1876 (fax)

www.sffma.org ♦ 512.454.3473 (phone)

TESTING SKILLS

DRIVER/OPERATION – PUMPER: SKILL #10

Producing Effective Streams

Candidate: _____

Notes: _____

Examiner: _____

School: _____

Test Site: _____

Produce effective hand or master streams given the sources specified in the following list, so that the pump is engaged, all pressure control and vehicle safety devices are set, the rated flow of the nozzle is achieved and maintained, and the apparatus is continuously monitored for potential problems (5.2.4)

1. Internal tank
2. Pressurized source
 - a. Connection to a hydrant
 - b. Supply line from another pumping source
3. Static source
4. Transfer from internal tank to external source

The candidate:	POSSIBLE POINTS	TEST	RETEST
a. Positioned a fire department pumper to operate at a fire hydrant or at a static water source	1		
b. Directed the assembly of hose lines, nozzles, valves, and appliances.	1		
c. Transferred power from vehicle engine to pump	1		
d. Drafted, if a static water source is used	1		
e. Operated pumper pressure control systems	1		
f. Operated the volume/pressure transfer valve (multistage pumps only)	1		
g. Made the transition between internal and external water sources	1		
h. The rated flow of the nozzle was achieved and maintained	1		
i. The apparatus was continuously monitored for potential problems	1		
j. Operated auxiliary cooling systems, if applicable	1		
k. Performed skill in a safe and proficient manner	1		
TOTAL POINTS:	11		

Points needed to pass: 8



State Firefighters' and Fire Marshals' Association of Texas

Texas Volunteer Firefighters' and Fire Marshals' Certification Board

PO Box 1709 ♦ Manchaca, Texas 78652-1409 ♦ 512.453.1876 (fax)

www.sffma.org ♦ 512.454.3473 (phone)

TESTING SKILLS

Evaluator/Candidate Comments:

Certifying Examiner

Date

Re-Test Certifying Examiner

Date

Overall Skill Sheet Score	
Pass <input type="checkbox"/>	Fail <input type="checkbox"/>
Overall Skill Sheet Re-Test Score	
Pass <input type="checkbox"/>	Fail <input type="checkbox"/>



State Firefighters' and Fire Marshals' Association of Texas

Texas Volunteer Firefighters' and Fire Marshals' Certification Board

PO Box 1709 ♦ Manchaca, Texas 78652-1409 ♦ 512.453.1876 (fax)

www.sffma.org ♦ 512.454.3473 (phone)

TESTING SKILLS

DRIVER/OPERATION – PUMPER: SKILL #11

Relay Pumping

Subject: Operations

NFPA 1002, 2017 edition, 5.2.5

OBJECTIVE

Pump a supply line of 2 ½ in. (65mm) or larger, given a relay pumping evolution the length and size of the line and the desired flow and intake pressure, so that the correct pressure and flow are provided to the next pumper in the relay. (5.2.5)

INSTRUCTIONS - procedures for achieving the objective

Given a fire department pumper as the source pumper, the Driver/Operator Pumper candidate shall properly position and set up the apparatus to pump in relay to a designated relay apparatus.

EXAMINER'S NOTE

The Driver/Operator – Pumper candidate will not be allowed to review the performance steps at the time of testing.

The pumpers must be a minimum of 300 feet apart.

PREPARATION & EQUIPMENT

Two fire department pumpers

Relay pumping evolution

Minimum of 300 ft. of hose, 2 1/2 inches or larger

Pressurized water source or static water source



State Firefighters' and Fire Marshals' Association of Texas

Texas Volunteer Firefighters' and Fire Marshals' Certification Board

PO Box 1709 ♦ Manchaca, Texas 78652-1409 ♦ 512.453.1876 (fax)

www.sffma.org ♦ 512.454.3473 (phone)

TESTING SKILLS

DRIVER/OPERATION – PUMPER: SKILL #11

Relay Pumping

Candidate: _____

Notes: _____

Examiner: _____

School: _____

Test Site: _____

Pump a supply line of 2½ in. (65 mm.) or larger, given a relay pumping evolution the length and size of the line and the desired flow and intake pressure, so that the correct pressure and flow are provided to the next pumper in the relay. (5.2.5)

The candidate:	POSSIBLE POINTS	TEST	RETEST
a. Positioned the pumper to operate at a water source	1		
b. Transferred power from vehicle engine to pump	1		
c. Drafted, if a static water source is used	1		
d. Operated pumper pressure control systems	1		
e. Operated the volume/pressure transfer valve (multistage pumps only)	1		
f. Operated auxiliary cooling systems	1		
g. Made the transition between internal and external water sources, if applicable	1		
h. Directed the assembly of hose lines, nozzles, valves and appliances	1		
i. Provided the correct pressure and flow to the next pumper in the relay	1		
j. Maintained safe residual pressure	1		
k. Performed skill in a safe and proficient manner	1		
TOTAL POINTS:	11		

Points needed to pass: 8

Evaluator/Candidate Comments:

Certifying Examiner

Date

Re-Test Certifying Examiner

Date

Overall Skill Sheet Score	
Pass <input type="checkbox"/>	Fail <input type="checkbox"/>
Overall Skill Sheet Re-Test Score	
Pass <input type="checkbox"/>	Fail <input type="checkbox"/>



State Firefighters' and Fire Marshals' Association of Texas

Texas Volunteer Firefighters' and Fire Marshals' Certification Board

PO Box 1709 ♦ Manchaca, Texas 78652-1409 ♦ 512.453.1876 (fax)

www.sffma.org ♦ 512.454.3473 (phone)

TESTING SKILLS

DRIVER/OPERATION – PUMPER: SKILL #12

Producing a Foam Fire Stream

Subject: Operations

NFPA 1002, 2017 edition, 5.2.6

OBJECTIVE

Produce a foam fire stream, given foam-producing equipment, so that properly proportioned foam is provided.
(5.2.6)

INSTRUCTIONS - procedures for achieving the objective

Given a fire department pumper and foam-producing equipment, the Driver/Operator - Pumper candidate shall produce a foam fire stream so that properly proportioned foam is provided.

EXAMINER'S NOTE

The Driver/Operator – Pumper candidate will not be allowed to review the performance steps at the time of testing.

PREPARATION & EQUIPMENT

Fire department pumper

Foam-producing equipment (in-line or bypass-type eductor)

Foam or practice foam

Water source



State Firefighters' and Fire Marshals' Association of Texas

Texas Volunteer Firefighters' and Fire Marshals' Certification Board

PO Box 1709 ♦ Manchaca, Texas 78652-1409 ♦ 512.453.1876 (fax)

www.sffma.org ♦ 512.454.3473 (phone)

TESTING SKILLS

DRIVER/OPERATION – PUMPER: SKILL #12

Producing a Foam Fire Stream

Candidate: _____

Notes: _____

Examiner: _____

School: _____

Test Site: _____

Produce a foam fire stream, given foam-producing equipment, so that properly proportioned foam is provided. (5.2.6)

The candidate:	POSSIBLE POINTS	TEST	RETEST
a. Set the proportioner to the proper percentage rating	1		
b. Selected and connected the foam stream hoseline	1		
c. Produced properly proportioned foam stream	1		
d. Performed skill in a safe and proficient manner	1		
TOTAL POINTS:	4		

Points needed to pass: 3

Evaluator/Candidate Comments:

Certifying Examiner

Date

Re-Test Certifying Examiner

Date

Overall Skill Sheet Score	
Pass <input type="checkbox"/>	Fail <input type="checkbox"/>
Overall Skill Sheet Re-Test Score	
Pass <input type="checkbox"/>	Fail <input type="checkbox"/>



State Firefighters' and Fire Marshals' Association of Texas

Texas Volunteer Firefighters' and Fire Marshals' Certification Board

PO Box 1709 ♦ Manchaca, Texas 78652-1409 ♦ 512.453.1876 (fax)

www.sffma.org ♦ 512.454.3473 (phone)

TESTING SKILLS

DRIVER/OPERATION – PUMPER: SKILL #13

Supplying Water to a Fire Sprinkler System

Subject: Operations

NFPA 1002, 2017 edition, 5.2.7

OBJECTIVE

Supply water to fire sprinkler and standpipe systems, given specific system information and a fire department pumper, so that water is supplied to the system at the correct volume and pressure. (5.2.7)

INSTRUCTIONS - procedures for achieving the objective

The Driver/Operator-Pumper candidate shall position a fire department pumper, connect to a hydrant and provide water supply to a fire department connection to support a fire sprinkler system.

EXAMINER'S NOTE

The Driver/Operator – Pumper candidate will not be allowed to review the performance steps at the time of testing.

PREPARATION & EQUIPMENT

Fire department pumper

Specific fire sprinkler system information

Hydrant

FDC



State Firefighters' and Fire Marshals' Association of Texas

Texas Volunteer Firefighters' and Fire Marshals' Certification Board

PO Box 1709 ♦ Manchaca, Texas 78652-1409 ♦ 512.453.1876 (fax)

www.sffma.org ♦ 512.454.3473 (phone)

TESTING SKILLS

DRIVER/OPERATION – PUMPER: SKILL #13

Supplying Water to a Fire Sprinkler System

Candidate: _____

Notes: _____

Examiner: _____

School: _____

Test Site: _____

Supply water to fire sprinkler and standpipe systems, given specific system information and a fire department pumper, so that water is supplied to the system at the correct volume and pressure. (5.2.7)

The candidate:	POSSIBLE POINTS	TEST	RETEST
a. Positioned the pumping apparatus to supply the FDC from a fire hydrant or static source	1		
b. Transferred power from vehicle engine to pump	1		
c. Operate the volume/pressure transfer valve (multistage pumps only)	1		
d. Removed cap(s) and inspected FDC for: debris, damaged threads, and gasket	1		
e. Connected supply hose line(s) to the FDC	1		
f. Established water supply from fire hydrant or static source	1		
g. Supplied water to fire sprinkler system	1		
h. Pumps appropriate pressure at FDC	1		
i. Made the transition between internal and external water sources, if applicable	1		
j. Operated pumper pressure control systems	1		
k. Operated auxiliary cooling systems	1		
l. Maintained safe residual pressure	1		
m. Performed skill in a safe and proficient manner	1		
TOTAL POINTS:	13		

Points needed to pass: 9

Evaluator/Candidate Comments:

Certifying Examiner

Date

Re-Test Certifying Examiner

Date

Overall Skill Sheet Score	
Pass <input type="checkbox"/>	Fail <input type="checkbox"/>
Overall Skill Sheet Re-Test Score	
Pass <input type="checkbox"/>	Fail <input type="checkbox"/>



State Firefighters' and Fire Marshals' Association of Texas

Texas Volunteer Firefighters' and Fire Marshals' Certification Board

PO Box 1709 ♦ Manchaca, Texas 78652-1409 ♦ 512.453.1876 (fax)

www.sffma.org ♦ 512.454.3473 (phone)

TESTING SKILLS

DRIVER/OPERATION – PUMPER: SKILL #14

Supplying Water to a Standpipe System

Subject: Operations

NFPA 1002, 2017 edition, 5.2.7

OBJECTIVE

Supply water to fire sprinkler and standpipe systems, given specific system information and a fire department pumper, so that water is supplied to the system at the correct volume and pressure. (5.2.7)

INSTRUCTIONS - procedures for achieving the objective

The Driver/Operator-Pumper candidate shall position a fire department pumper, connect to a hydrant and provide water supply to a fire department connection (FDC) to support a standpipe system.

EXAMINER'S NOTE

The Driver/Operator – Pumper candidate will not be allowed to review the performance steps at the time of testing.

PREPARATION & EQUIPMENT

Fire department pumper

Specific standpipe system information

Hydrant

FDC



State Firefighters' and Fire Marshals' Association of Texas

Texas Volunteer Firefighters' and Fire Marshals' Certification Board

PO Box 1709 ♦ Manchaca, Texas 78652-1409 ♦ 512.453.1876 (fax)

www.sffma.org ♦ 512.454.3473 (phone)

TESTING SKILLS

DRIVER/OPERATION – PUMPER: SKILL #14

Supplying Water to a Standpipe System

Candidate: _____

Notes: _____

Examiner: _____

School: _____

Test Site: _____

Supply water to fire sprinkler and standpipe systems, given specific system information and a fire department pumper, so that water is supplied to the system at the correct volume and pressure. (5.2.7)

The candidate:	POSSIBLE POINTS	TEST	RETEST
a. Positioned the pumping apparatus to supply the FDC from a fire hydrant or static source	1		
b. Transferred power from vehicle engine to pump	1		
c. Operate the volume/pressure transfer valve (multistage pumps only)	1		
d. Removed cap(s) and inspected FDC for: debris, damaged threads, and gasket	1		
e. Connected supply hose line(s) to the FDC	1		
f. Established water supply from fire hydrant or static source	1		
g. Supplied water to fire sprinkler system	1		
h. Pumps appropriate pressure at FDC	1		
i. Made the transition between internal and external water sources, if applicable	1		
j. Operated pumper pressure control systems	1		
k. Operated auxiliary cooling systems	1		
l. Maintained safe residual pressure	1		
m. Performed skill in a safe and proficient manner	1		
TOTAL POINTS:	13		

Points needed to pass: 4

Evaluator/Candidate Comments:

Certifying Examiner

Date

Re-Test Certifying Examiner

Date

Overall Skill Sheet Score	
Pass <input type="checkbox"/>	Fail <input type="checkbox"/>
Overall Skill Sheet Re-Test Score	
Pass <input type="checkbox"/>	Fail <input type="checkbox"/>



State Firefighters' and Fire Marshals' Association of Texas

Texas Volunteer Firefighters' and Fire Marshals' Certification Board

PO Box 1709 ♦ Manchaca, Texas 78652-1409 ♦ 512.453.1876 (fax)

www.sffma.org ♦ 512.454.3473 (phone)

TESTING SKILLS

DRIVER/OPERATION – AERIAL: SKILL #1

Routine tests, Inspections, and Servicing Functions

Subject: Preventive Maintenance

NFPA 1002, 2017 edition, 4.2.1, 4.2.2

OBJECTIVE

Perform visual and operational checks on the systems and components specified in the following list, given a fire department vehicle, its manufacturer's specifications, and policies and procedures of the jurisdiction, so that the operational status of the vehicle is verified:

1. Battery(ies)
2. Braking system
3. Coolant system
4. Electrical system
5. Fuel
6. Hydraulic fluids
7. Oil
8. Tires
9. Steering system
10. Belts
11. Tools, appliances, and equipment
12. Built-in safety features

Document the visual and operational checks, given maintenance and inspection forms, so that all items are checked for operation and deficiencies are reported.

INSTRUCTIONS – procedures for achieving the objective

The Driver/Operator-Aerial candidate, given a fire department vehicle, maintenance, and inspection forms shall perform and document the routine tests, inspections, and servicing functions, so that all items are checked for operation and deficiencies are reported.

EXAMINER'S NOTE

The Driver/Operator- Aerial candidate will not be allowed to review the performance steps at the time of testing.

The Examiner should utilize the "Performance Standards-Activity Sheet 1: Apparatus Test, Inspection and Service Form" to determine the specific items to be inspected for each step listed on the skill sheet.

PREPARATION & EQUIPMENT

Appropriate safety equipment (gloves, eye and ear protection, etc.)

Fire department aerial apparatus

Tools and equipment

Policies and procedures



State Firefighters' and Fire Marshals' Association of Texas

Texas Volunteer Firefighters' and Fire Marshals' Certification Board

PO Box 1709 ♦ Manchaca, Texas 78652-1409 ♦ 512.453.1876 (fax)

www.sffma.org ♦ 512.454.3473 (phone)

TESTING SKILLS

DRIVER/OPERATION – AERIAL: SKILL #1

Routine tests, Inspections, and Servicing Functions

Candidate: _____

Notes: _____

Examiner: _____

School: _____

Test Site: _____

Perform visual and operational checks on the systems and components specified in the following list, given a fire department vehicle and its manufacturer's specifications, so that the operational status of the vehicle is verified:

(4.2.1)

1. Battery(ies)
2. Braking system
3. Coolant system
4. Electrical system
5. Fuel
6. Hydraulic fluids
7. Oil
8. Tires
9. Steering system
10. Belts
11. Tools, appliances, and equipment
12. Built-in safety features

Document the visual and operational checks, given maintenance and inspection forms, so that all items are checked for operation and deficiencies are reported. (4.2.2)

PART ONE	POSSIBLE POINTS	TEST	RETEST
The candidate tested, inspected or serviced:			
a. Battery(ies)	1		
b. Braking system	1		
c. Coolant system	1		
d. Electrical system	1		
e. Fuel	1		
f. Hydraulic fluids	1		
g. Oil	1		
h. Tires	1		
i. Steering system	1		
j. Belts	1		
k. Tools, appliances, and equipment	1		
l. Built-in safety features	1		



State Firefighters' and Fire Marshals' Association of Texas

Texas Volunteer Firefighters' and Fire Marshals' Certification Board

PO Box 1709 ♦ Manchaca, Texas 78652-1409 ♦ 512.453.1876 (fax)

www.sffma.org ♦ 512.454.3473 (phone)

TESTING SKILLS

m. Utilized hand tools and equipment as needed	1		
n. Recognized system problems	1		
o. Corrected any deficiencies according to policies and procedures	1		
p. Performed skill in a safe and proficient manner	1		
PART TWO	POSSIBLE POINTS	TEST	RETEST
The candidate:			
a. Correctly documented inspection	1		
b. Accurately reported any deficiencies found	1		
c. Completed all related departmental forms	1		
TOTAL POINTS:	19		

Points needed to pass: 13

Evaluator/Candidate Comments:

Certifying Examiner

Date

Re-Test Certifying Examiner

Date

Overall Skill Sheet Score	
Pass <input type="checkbox"/>	Fail <input type="checkbox"/>
Overall Skill Sheet Re-Test Score	
Pass <input type="checkbox"/>	Fail <input type="checkbox"/>



State Firefighters' and Fire Marshals' Association of Texas

Texas Volunteer Firefighters' and Fire Marshals' Certification Board

PO Box 1709 ♦ Manchaca, Texas 78652-1409 ♦ 512.453.1876 (fax)

www.sffma.org ♦ 512.454.3473 (phone)

TESTING SKILLS

Performance Standards-Activity Sheet 1

Apparatus Test, Inspection and Service Form

Use safety equipment and hand tools to test, inspect or service the items on the checklist to recognize any system problems and correct any deficiency according to agency policies and procedures. Place a mark in the "Item Checked" column after each item is checked. Use the "Notes" column to note any deficiencies. Date and sign the form in the indicated area.

Item	Item Checked	Notes
Battery(ies)		
Check water level, if applicable		
Check tightness of terminals with appropriate hand tool		
Inspect terminals for corrosion		
Evaluate general condition (damage, tie-downs)		
Braking system		
<u>Air-Actuated Brakes</u>		
Check for leaks		
Ensure manual or automatic purging of excess condensation		
Confirm braking system meets NFPA requirements for air pressure recovery		
<u>Hydraulic Brakes</u>		
Check for leaks		
Ensure hydraulic fluid level is within manufacturer's recommended specifications		
Coolant system		
Check for leaks		
Check condition of hoses and/or lines		
Ensure coolant level is within manufacturer's recommended specifications		
Electrical system		
Ensure charging system is operational		
Confirm gauges are functioning		
Check ignition system by starting engine (engine oil check must be performed prior to this step)		
Ensure all vehicle lights are operational		
Ensure all visual and audible emergency warning devices are operational		
Evaluate general condition of accessible wires and connections		



State Firefighters' and Fire Marshals' Association of Texas

Texas Volunteer Firefighters' and Fire Marshals' Certification Board

PO Box 1709 ♦ Manchaca, Texas 78652-1409 ♦ 512.453.1876 (fax)

www.sffma.org ♦ 512.454.3473 (phone)

TESTING SKILLS

Item	Item Checked	Notes
Fuel		
Report fuel gauge level		
Check for leaks		
Hydraulic fluids		
Check for leaks		
Ensure hydraulic fluid level was within manufacturer's recommended specifications		
Oil		
Check for leaks		
Ensure engine oil level is within manufacturer's recommended specifications		
Ensure engine oil pressure is within manufacturer's recommended specifications		
Tires		
Check condition of valve and stem		
Evaluate condition of tire tread		
Check depth of tire tread		
Check for damage		
Use an air gauge, to ensure that tire air pressure was within manufacturer's recommended specifications		
Check lug nuts for tightness, rust, and missing nuts		
Steering system		
Check for leaks		
Ensure steering fluid level was within manufacturer's recommended specifications		
Check for "excessive play" in steering wheel		
Belts		
Ensure proper adjustment		
Check for excessive wear and/or cracking		
Tools, appliances, and equipment		
Ensure required tools, appliances, and equipment were present as required by the authority having jurisdiction		
Ensure required tools, appliances, and equipment are in good working order		
Built-in safety features		
Ensured built-in safety features are in good working order		

Signature

Printed Name

Date



State Firefighters' and Fire Marshals' Association of Texas

Texas Volunteer Firefighters' and Fire Marshals' Certification Board

PO Box 1709 ♦ Manchaca, Texas 78652-1409 ♦ 512.453.1876 (fax)

www.sffma.org ♦ 512.454.3473 (phone)

TESTING SKILLS

DRIVER/OPERATION – AERIAL: SKILL #2

Routine tests, Inspections, and Servicing Functions

Subject: General

NFPA 1002, 2017 edition, 6.1.1, 4.2.2

OBJECTIVE

Perform the visual and operational checks on the systems and components specified in the following list in addition to those in Skill #1, given a fire department aerial apparatus, and policies and procedures of the jurisdiction, so that the operational status of the aerial apparatus is verified:

1. Cable systems (if applicable)
2. Aerial device hydraulic systems
3. Slides and rollers
4. Stabilizing systems
5. Aerial device safety systems
6. Breathing Air systems
7. Communications systems

Document the visual and operational checks, given maintenance and inspection forms, so that all items are checked for operation and deficiencies are reported.

INSTRUCTIONS – procedures for achieving the objective

The Driver/Operator-Aerial candidate, given a fire department vehicle, maintenance, and inspection forms shall perform and document the routine tests, inspections, and servicing functions, so that all items are checked for operation and deficiencies are reported on the following:

1. Cable systems (if applicable)
2. Aerial device hydraulic systems
3. Slides and rollers
4. Stabilizing systems
5. Aerial device safety systems
6. Breathing Air systems
7. Communications systems

EXAMINER'S NOTE

The Driver/Operator- Aerial candidate will not be allowed to review the performance steps at the time of testing.

The Examiner should utilize the "Skill 2 Activity Sheet: Routine Test, Inspection and Service Form" to determine the specific items to be inspected for each criteria listed on the skill sheet.

PREPARATION & EQUIPMENT

Appropriate safety equipment (gloves, eye and ear protection, etc.)

Fire department aerial apparatus

Tools and equipment

Policies and procedures



State Firefighters' and Fire Marshals' Association of Texas

Texas Volunteer Firefighters' and Fire Marshals' Certification Board

PO Box 1709 ♦ Manchaca, Texas 78652-1409 ♦ 512.453.1876 (fax)

www.sffma.org ♦ 512.454.3473 (phone)

TESTING SKILLS

DRIVER/OPERATION – AERIAL: SKILL #2

Routine tests, Inspections, and Servicing Functions

Candidate: _____

Notes: _____

Examiner: _____

School: _____

Test Site: _____

Perform the visual and operational checks on the systems and components specified in the following list in addition to those in 701-4.2.1, given a fire department aerial apparatus, and policies and procedures of the jurisdiction, so that the operational status of the aerial apparatus is verified: (6.1.1)

1. Cable systems (if applicable)
2. Aerial device hydraulic systems
3. Slides and rollers
4. Stabilizing systems
5. Aerial device safety systems
6. Breathing Air systems
7. Communications systems

Document the visual and operational checks, given maintenance and inspection forms, so that all items are checked for operation and deficiencies are reported. (4.2.2)

PART ONE	POSSIBLE POINTS	TEST	RETEST
The candidate tested/inspected:			
a. Cable systems (if applicable)	1		
b. Aerial device hydraulic systems	1		
c. Slides and rollers	1		
d. Stabilizing systems	1		
e. Aerial device safety systems	1		
f. Breathing Air systems	1		
g. Communications systems	1		



State Firefighters' and Fire Marshals' Association of Texas

Texas Volunteer Firefighters' and Fire Marshals' Certification Board

PO Box 1709 ♦ Manchaca, Texas 78652-1409 ♦ 512.453.1876 (fax)

www.sffma.org ♦ 512.454.3473 (phone)

TESTING SKILLS

PART TWO	POSSIBLE POINTS	TEST	RETEST
The candidate:			
a. Correctly documented inspection	1		
b. Accurately reported any deficiency found	1		
c. Completed all related departmental forms	1		
d. Utilized hand tools and equipment as needed	1		
e. Recognized system problems	1		
f. Corrected any deficiency noted according to policies and procedures	1		
g. Performed skill in a safe and proficient manner	1		
TOTAL POINTS:	14		

Points needed to pass: 10

Evaluator/Candidate Comments:

Certifying Examiner

Date

Re-Test Certifying Examiner

Date

Overall Skill Sheet Score	
Pass <input type="checkbox"/>	Fail <input type="checkbox"/>
Overall Skill Sheet Re-Test Score	
Pass <input type="checkbox"/>	Fail <input type="checkbox"/>



State Firefighters' and Fire Marshals' Association of Texas

Texas Volunteer Firefighters' and Fire Marshals' Certification Board

PO Box 1709 ♦ Manchaca, Texas 78652-1409 ♦ 512.453.1876 (fax)

www.sffma.org ♦ 512.454.3473 (phone)

TESTING SKILLS

Standards-Activity Sheet 2

Pump Test, Inspection and Service Form

Use safety equipment and hand tools to test, inspect or service the items on the checklist to recognize any system problems and correct any deficiency according to agency policies and procedures. Place a mark in the "Item Checked" column after each item is checked. Use the "Notes" column to note any deficiencies. Date and sign the form in the indicated area.

Item	Item Checked	Notes
Cable systems (if applicable)		
Aerial device hydraulic systems		
Slides and rollers		
Stabilizing systems		
Aerial device safety systems		
Breathing Air systems		
Communications systems		
Utilize safety equipment		

Signature

Printed Name

Date



State Firefighters' and Fire Marshals' Association of Texas

Texas Volunteer Firefighters' and Fire Marshals' Certification Board

PO Box 1709 ♦ Manchaca, Texas 78652-1409 ♦ 512.453.1876 (fax)

www.sffma.org ♦ 512.454.3473 (phone)

TESTING SKILLS

DRIVER/OPERATION – AERIAL: SKILL #3

Non-Emergency Driving on Public Roadway

Subject: Driving/Operating

NFPA 1002, 2017 edition, 4.3.1

OBJECTIVE

Operate a fire apparatus, given a vehicle and a predetermined route on a public way that incorporates the maneuvers and features that the driver/operator is expected to encounter during normal operations, so that the vehicle is operated in compliance with all applicable state and local laws and departmental rules and regulations.

1. Four left turns and four right turns
2. A straight section of urban business street or a two-lane rural road at least 1 mile (1.6 km) in length
3. One through-intersection and two intersections where a stop has to be made
4. One railroad crossing
5. One curve, either left or right
6. A section of limited-access highway that includes a conventional ramp entrance and exit and a section of road long enough to allow two lane changes
7. A downgrade steep enough and long enough to require down-shifting and braking
8. An upgrade steep enough and long enough to require gear changing to maintain speed
9. One underpass or a low clearance or bridge

INSTRUCTIONS - procedures for achieving the objective

Given a fire department aerial, the Driver/Operator-Aerial candidate shall complete a predetermined route on a public way that incorporates the maneuvers and features that the driver/operator is expected to encounter during normal operations, while demonstrating safe and legal driving procedures on public thoroughfares.

EXAMINER'S NOTE

The Driver/Operator-Aerial candidate will not be allowed to review the performance steps at the time of testing.

SFFMA recognizes each of these driving elements may not exist in all areas. Where this occurs, those elements that do not exist in that area may be omitted. Components of this skill may be simulated as needed when performed on a closed driving course to effectively accomplish the intent of the skill.(i.e., simulated railroad crossing, low clearance, intersections, etc.). The examiner shall document on this form a justification for any elements that are not tested.

PREPARATION & EQUIPMENT

Fire department aerial apparatus

Area to perform driving skills



State Firefighters' and Fire Marshals' Association of Texas

Texas Volunteer Firefighters' and Fire Marshals' Certification Board

PO Box 1709 ♦ Manchaca, Texas 78652-1409 ♦ 512.453.1876 (fax)

www.sffma.org ♦ 512.454.3473 (phone)

TESTING SKILLS

DRIVER/OPERATION – AERIAL: SKILL #3

Non-Emergency Driving on Public Roadway

Candidate: _____

Notes: _____

Examiner: _____

School: _____

Test Site: _____

Operate a fire apparatus, given a vehicle and a predetermined route on a public way that incorporates the maneuvers and features that the driver/operator is expected to encounter during normal operations, so that the vehicle is operated in compliance with all applicable state and local laws and departmental rules and regulations.(4.3.1)

1. Four left turns and four right turns
2. A straight section of urban business street or a two-lane rural road at least 1 mile (1.6km) in length
3. One through-intersection and two intersections where a stop has to be made
4. One railroad crossing
5. One curve, either left or right
6. A section of limited-access highway that includes a conventional ramp entrance and exit and a section of road long enough to allow two lane changes
7. A downgrade steep enough and long enough to require down-shifting and braking
8. An upgrade steep enough and long enough to require gear changing to maintain speed
9. One underpass or a low clearance or bridge

The candidate:	POSSIBLE POINTS	TEST	RETEST
a. Wore seat belt and assured all passengers were secured	1		
b. Completed four left turns	1		
c. Completed four right turns	1		
d. Drove a straight section of urban business street or a 2-lane rural road at least 1 mile (1.6km) in length	1		
e. Drove one through-intersection and two intersections where a stop had to be made	1		
f. Navigated one railroad crossing	1		
g. Navigated a left or right curve	1		
h. Drove a section of limited-access highway that included a conventional ramp entrance and exit and a section of road long enough to allow for two lane changes	1		
i. Drove a downgrade – steep and long enough to require downshifting and braking	1		
j. Drove an upgrade – steep and long enough to require gear changing to maintain speed	1		
k. Drove under underpass, low clearance, or bridge	1		



State Firefighters' and Fire Marshals' Association of Texas

Texas Volunteer Firefighters' and Fire Marshals' Certification Board

PO Box 1709 ♦ Manchaca, Texas 78652-1409 ♦ 512.453.1876 (fax)

www.sffma.org ♦ 512.454.3473 (phone)

TESTING SKILLS

l. Maintained safe following distances	1		
m. Maintained control of the vehicle while accelerating	1		
n. Maintained control of the vehicle while decelerating	1		
o. Maintained control of the vehicle while turning	1		
p. Safely operated vehicle for given road, weather and traffic conditions	1		
q. Safely operated vehicle under adverse environmental or driving surface conditions	1		
r. Correctly used automotive gauges	1		
s. Correctly used automotive controls	1		
t. Followed all local and state laws	1		
u. Performed skill in a safe and proficient manner	1		
TOTAL POINTS:	21		

Points needed to pass: 15

Evaluator/Candidate Comments:

Certifying Examiner

Date

Re-Test Certifying Examiner

Date

Overall Skill Sheet Score	
Pass <input type="checkbox"/>	Fail <input type="checkbox"/>
Overall Skill Sheet Re-Test Score	
Pass <input type="checkbox"/>	Fail <input type="checkbox"/>



State Firefighters' and Fire Marshals' Association of Texas

Texas Volunteer Firefighters' and Fire Marshals' Certification Board

PO Box 1709 ♦ Manchaca, Texas 78652-1409 ♦ 512.453.1876 (fax)

www.sffma.org ♦ 512.454.3473 (phone)

TESTING SKILLS

DRIVER/OPERATION – AERIAL: SKILL #4

Backing from a Roadway into Restricted Spaces

Subject: Driving/Operating

NFPA 1002, 2017 edition, 4.3.2

OBJECTIVE

Back a vehicle from a roadway into restricted spaces on both the right and left sides of the vehicle, given a fire department apparatus, a spotter where the spotter assists the driver in performing the maneuver: and restricted spaces 12 ft (3.7 m) in width, requiring 90-degree right-hand and left-hand turns from the roadway, so that the vehicle is parked within the restricted areas without having to stop and pull forward and without striking obstructions. (4.3.2)

INSTRUCTIONS - procedures for achieving the objective

Given a pumping apparatus and a spotter, the Driver/Operator-Aerial candidate shall back an apparatus from a roadway into restricted spaces on both the right and left sides of the vehicle, into a restricted space 12 ft (3.7 m) in width, requiring 90-degree right-hand and left-hand turns from the roadway, so that the vehicle is parked within the restricted areas without having to stop and pull forward and without striking obstructions.

EXAMINER'S NOTE

Skills 4 through 7 may be conducted individually or in one continuous exercise. Each Performance Skill is to be graded independently, regardless of which way it is performed.

Simulate an alley dock by arranging cones 40 ft (12.2 m) from a boundary line. The cones should be 12 ft (3.7 m) apart, and the length should be the length of the vehicle. The driver should pass the cones with the dock on the left and then back the apparatus, using a 90-degree left turn, into the alley dock. The exercise should then be repeated with the dock on the right side, using a 90-degree right turn.

Note: For large vehicles, such as ARFF apparatus, this course might need to be modified.

PREPARATION & EQUIPMENT

Fire department aerial apparatus

Spotter

Cones



State Firefighters' and Fire Marshals' Association of Texas

Texas Volunteer Firefighters' and Fire Marshals' Certification Board

PO Box 1709 ♦ Manchaca, Texas 78652-1409 ♦ 512.453.1876 (fax)

www.sffma.org ♦ 512.454.3473 (phone)

TESTING SKILLS

DRIVER/OPERATION – AERIAL: SKILL #4

Backing from a Roadway into Restricted Spaces

Candidate: _____

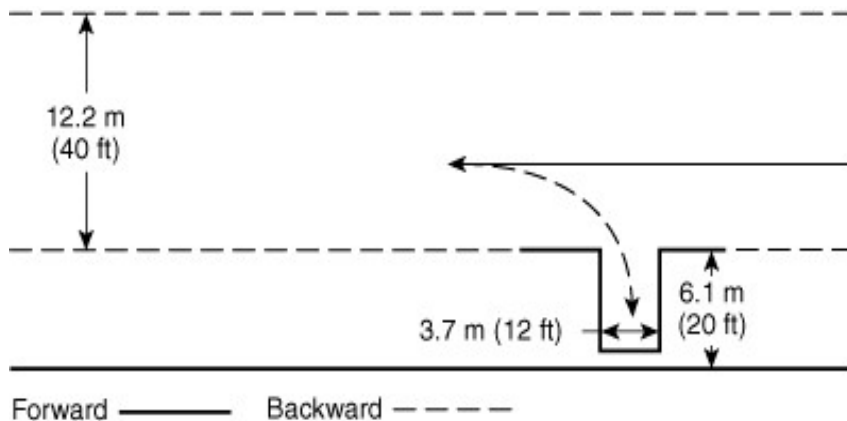
Notes: _____

Examiner: _____

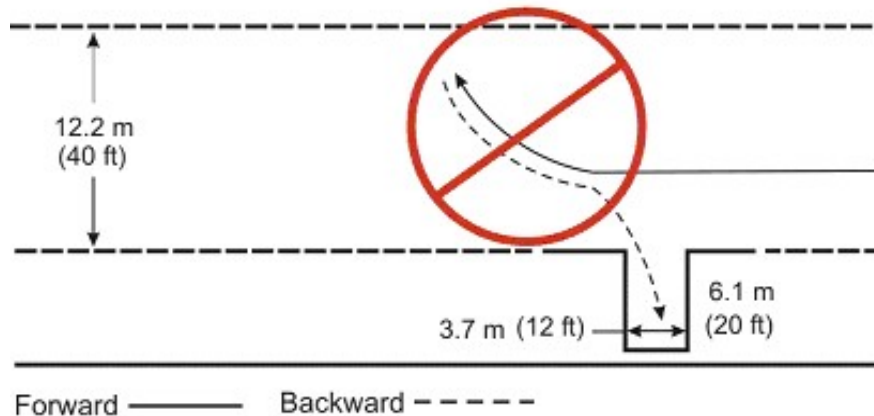
School: _____

Test Site: _____

90-degree turn required:



This type of turn not allowed:





State Firefighters' and Fire Marshals' Association of Texas

Texas Volunteer Firefighters' and Fire Marshals' Certification Board

PO Box 1709 ♦ Manchaca, Texas 78652-1409 ♦ 512.453.1876 (fax)

www.sffma.org ♦ 512.454.3473 (phone)

TESTING SKILLS

Back a vehicle from a roadway into restricted spaces on both the right and left sides of the vehicle, given a fire department apparatus, a spotter where the spotter assists the driver in performing the maneuver: and restricted spaces 12 ft (3.7 m) in width, requiring 90 degree right-hand and left-hand turns from the roadway, so that the vehicle is parked within the restricted areas without having to stop and pull forward and without striking obstructions. (4.3.2)

The candidate:	POSSIBLE POINTS	TEST	RETEST
a. Wore seat belt and assured all passengers were secured	1		
b. Backed the apparatus from a roadway into the restricted space using a 90-degree left-hand turn	1		
c. Backed the apparatus from a roadway into the restricted space using a 90-degree right-hand turn	1		
d. Correctly used mirrors	1		
e. Correctly judged vehicle clearance	1		
f. Parked within the restricted area without having to stop and pull forward	1		
g. Parked within the restricted area without striking an obstruction	1		
h. Performed skill in a safe and proficient manner	1		
TOTAL POINTS:		8	

Points needed to pass: 6

Evaluator/Candidate Comments:

Certifying Examiner

Date

Re-Test Certifying Examiner

Date

Overall Skill Sheet Score	
Pass <input type="checkbox"/>	Fail <input type="checkbox"/>
Overall Skill Sheet Re-Test Score	
Pass <input type="checkbox"/>	Fail <input type="checkbox"/>



State Firefighters' and Fire Marshals' Association of Texas

Texas Volunteer Firefighters' and Fire Marshals' Certification Board

PO Box 1709 ♦ Manchaca, Texas 78652-1409 ♦ 512.453.1876 (fax)

www.sffma.org ♦ 512.454.3473 (phone)

TESTING SKILLS

DRIVER/OPERATION – AERIAL: SKILL #5

Maneuvering Around Roadway Obstructions

Subject: Driving/Operating

NFPA 1002, 2017 edition, 4.3.3

OBJECTIVE

Maneuver a vehicle around obstructions on a roadway while moving forward and in reverse, given a fire department apparatus, a spotter where the spotter assists the driver in performing the maneuver; and a roadway with obstructions, so that the vehicle is maneuvered through the obstructions without stopping to change the direction of travel and without striking the obstructions. (4.3.3)

INSTRUCTIONS - procedures for achieving the objective

Given a pumping apparatus and a spotter for backing, the Driver/Operator-Pumper candidate shall maneuver a vehicle around obstructions on a roadway while moving forward and in reverse, so that the vehicle is maneuvered through the obstructions without stopping to change the direction of travel and without striking the obstructions.

EXAMINER'S NOTE

Skills 4 through 7 may be conducted individually or in one continuous exercise. Each Performance Skill is to be graded independently, regardless of which way it is performed.

This exercise measures a driver's ability to steer the apparatus in close limits without stopping. The exercise should be conducted with the apparatus moving first backward, then forward. The course or path of travel for this exercise can be established by placing a minimum of three markers, each spaced between 30 ft. (9 m.) and 38 ft. (12 m.) apart, in a line. The spacing of the markers should be based on the wheel base of the vehicle used. Adequate space must be provided on each side of the markers for the apparatus to move freely. The driver should drive the apparatus along the left side of the markers in a straight line and stop just beyond the last marker. The driver should then begin the exercise by backing the apparatus between the markers by passing to the left of marker No. 1, to the right of marker No. 2, and to the left of marker No. 3. At this point, the driver should stop the vehicle and then drive it forward between the markers by passing to the right of marker No. 3, to the left of marker No. 2, and to the right of marker No. 1.

Note: For large vehicles, such as ARFF apparatus, this course might need to be modified.

PREPARATION & EQUIPMENT

Fire department aerial apparatus

Spotter

Cones



State Firefighters' and Fire Marshals' Association of Texas

Texas Volunteer Firefighters' and Fire Marshals' Certification Board

PO Box 1709 ♦ Manchaca, Texas 78652-1409 ♦ 512.453.1876 (fax)

www.sffma.org ♦ 512.454.3473 (phone)

TESTING SKILLS

DRIVER/OPERATION – PUMPER: SKILL #5

Maneuvering Around Roadway Obstructions

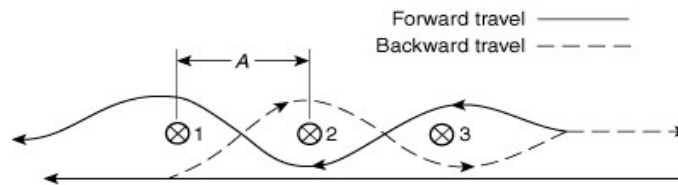
Candidate: _____

Notes: _____

Examiner: _____

School: _____

Test Site: _____



A: 9 m to 12 m (30 ft to 38 ft) based on vehicle wheel base

Maneuver a vehicle around obstructions on a roadway while moving forward and in reverse, given a fire department apparatus, a spotter where the spotter assists the driver in performing the maneuver; and a roadway with obstructions, so that the vehicle is maneuvered through the obstructions without stopping to change the direction of travel and without striking the obstructions. (4.3.3)

The candidate:	POSSIBLE POINTS	TEST	RETEST
a. Wore seat belt and assured all passengers were secured	1		
b. Maneuvered the vehicle around obstructions while moving backward	1		
c. Maneuvered the vehicle around obstructions while moving forward	1		
d. Did not stop to change the direction of travel	1		
e. Did not strike an obstruction	1		
f. Correctly used mirrors	1		
g. Accurately judged vehicle clearance	1		
h. Performed skill in a safe and proficient manner	1		
TOTAL POINTS:	8		

Points needed to pass: 6

Evaluator/Candidate Comments:

Certifying Examiner

Date

Re-Test Certifying Examiner

Date

Overall Skill Sheet Score	
Pass <input type="checkbox"/>	Fail <input type="checkbox"/>
Overall Skill Sheet Re-Test Score	
Pass <input type="checkbox"/>	Fail <input type="checkbox"/>



State Firefighters' and Fire Marshals' Association of Texas

Texas Volunteer Firefighters' and Fire Marshals' Certification Board

PO Box 1709 ♦ Manchaca, Texas 78652-1409 ♦ 512.453.1876 (fax)

www.sffma.org ♦ 512.454.3473 (phone)

TESTING SKILLS

DRIVER/OPERATION – PUMPER: SKILL #6

Turning Vehicle 180 Degrees within a Confined Space

Subject: Driving/Operating

NFPA 1002, 2017 edition, 4.3.4

OBJECTIVE

Turn a fire apparatus 180 degrees within a confined space, given a fire department apparatus, a spotter for backing up, and an area in which the vehicle cannot perform a U-turn without stopping and backing up, so that the vehicle is turned 180 degrees without striking obstructions within the given space. (4.3.4)

INSTRUCTIONS - procedures for achieving the objective

Given an aerial apparatus and a spotter for backing up, the Driver/Operator-Aerial candidate shall turn a pumping apparatus 180 degrees within a confined space, so that the vehicle is turned 180 degrees without striking obstructions within the given space.

EXAMINER'S NOTE

Skills 4 through 7 may be conducted in one continuous exercise or individually. Each Performance Skill is to be graded independently, regardless of which way it is performed.

This exercise measures the driver's ability to turn the vehicle around in a confined space without striking obstacles. The turn is accomplished within an area 50 ft. x 100 ft. (15.24 m x 30.5 m). The driver moves into the area from a 12 ft. (3.7 m) opening in the center of one of the 50 ft. (15.24 m) legs, turns the vehicle 180 degrees, and returns through the opening. There is no limitation on the number of times the driver has to maneuver the vehicle to accomplish this exercise, but no portion of the vehicle should extend over the boundary lines of the space.

Note: For large vehicles, such as ARFF apparatus, this course might need to be modified.

PREPARATION & EQUIPMENT

Fire department aerial apparatus

Spotter

Cones



State Firefighters' and Fire Marshals' Association of Texas

Texas Volunteer Firefighters' and Fire Marshals' Certification Board

PO Box 1709 ♦ Manchaca, Texas 78652-1409 ♦ 512.453.1876 (fax)

www.sffma.org ♦ 512.454.3473 (phone)

TESTING SKILLS

DRIVER/OPERATION – AERIAL: SKILL #6

Turning Vehicle 180 Degrees within a Confined Space

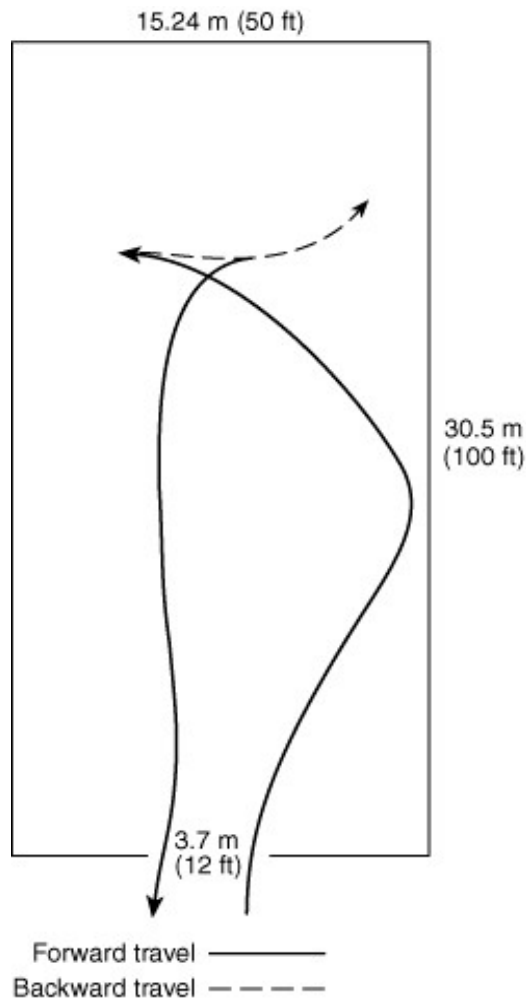
Candidate: _____

Notes: _____

Examiner: _____

School: _____

Test Site: _____





State Firefighters' and Fire Marshals' Association of Texas

Texas Volunteer Firefighters' and Fire Marshals' Certification Board

PO Box 1709 ♦ Manchaca, Texas 78652-1409 ♦ 512.453.1876 (fax)

www.sffma.org ♦ 512.454.3473 (phone)

TESTING SKILLS

Turn a fire apparatus 180 degrees within a confined space, given a fire apparatus, a spotter for backing up, and an area in which the vehicle cannot perform a U-turn without stopping and backing up, so that the vehicle is turned 180 degrees without striking obstructions within the given space. (4.3.4)

The candidate:	POSSIBLE POINTS	TEST	RETEST
a. Wore seat belt and assured all passengers were secured	1		
b. Turned vehicle 180 degrees within the confined space	1		
c. Did not strike an obstruction	1		
d. Correctly used mirrors	1		
e. Correctly judged vehicle clearance	1		
f. Entered and exited the confined space without striking obstacles	1		
g. Performed skill in a safe and proficient manner	1		
TOTAL POINTS:	7		

Points needed to pass: 5

Evaluator/Candidate Comments:

Certifying Examiner

Date

Re-Test Certifying Examiner

Date

Overall Skill Sheet Score	
Pass <input type="checkbox"/>	Fail <input type="checkbox"/>
Overall Skill Sheet Re-Test Score	
Pass <input type="checkbox"/>	Fail <input type="checkbox"/>



State Firefighters' and Fire Marshals' Association of Texas

Texas Volunteer Firefighters' and Fire Marshals' Certification Board

PO Box 1709 ♦ Manchaca, Texas 78652-1409 ♦ 512.453.1876 (fax)

www.sffma.org ♦ 512.454.3473 (phone)

TESTING SKILLS

DRIVER/OPERATION – AERIAL: SKILL #7

Driving Vehicle through Area with Restricted Horizontal and Vertical Clearances

Subject: Driving/Operating

NFPA 1002, 2017 edition, 4.3.5

OBJECTIVE

Maneuver a fire apparatus in areas with restricted horizontal and vertical clearances, given a fire apparatus and a course that requires the operator to move through areas of restricted horizontal and vertical clearances, so that the operator accurately judges the ability of the vehicle to pass through the openings and so that no obstructions are struck. (4.3.5)

INSTRUCTIONS - procedures for achieving the objective

Given an aerial apparatus and a specified course with horizontal and vertical clearances, the Driver/Operator-Pumper candidate shall maneuver a pumping apparatus so that the Driver/Operator-Pumper candidate accurately judges the ability of the vehicle to pass through the openings and so that no obstructions are struck.

EXAMINER'S NOTE

Skills 4 through 7 may be conducted individually or in one continuous exercise. Each Performance Skill is to be graded independently, regardless of which way it is performed.

This exercise measures a driver's ability to steer the apparatus in a straight line, to judge distances from wheel to object, and to stop at a finish line. The speed at which a driver should operate the apparatus is optional, but it should be great enough to necessitate quick judgment. The course for this exercise is created by arranging two rows of markers to form a lane 75 ft. (22.9 m) long. The lane varies in width from 9 ft. 6 in. (2.9 m) to a diminishing clearance of 8 ft. 2 in. (2.5 m). The driver should maneuver the apparatus through this lane without touching the markers. The vehicle should be stopped at a finish line 50 ft. (15.24 m) beyond the last marker. No portion of the vehicle should protrude beyond this line.

Vertical clearance judgment should be evaluated using a prop with a crossbar that is adjustable, based on the vehicle height. During the evaluation, the driver should drive forward and back through the prop with the crossbar at several differing heights, including one that is lower than the top of the vehicle. The prop should not be struck. The intent of the vertical clearance judgment is for proper identification of the furthestmost point in the form of the apparatus. In situations where the apparatus is gaining entry to roadways or limited-height areas, the driver/operator must allow appropriate space ahead of the apparatus in order to avoid striking objects or to avoid extending apparatus into traffic lanes.

Note: For large vehicles, such as ARFF apparatus, this course might need to be modified.

PREPARATION & EQUIPMENT

Fire department aerial apparatus

Cones

Vertical clearance crossbar prop



State Firefighters' and Fire Marshals' Association of Texas

Texas Volunteer Firefighters' and Fire Marshals' Certification Board

PO Box 1709 ♦ Manchaca, Texas 78652-1409 ♦ 512.453.1876 (fax)

www.sffma.org ♦ 512.454.3473 (phone)

TESTING SKILLS

DRIVER/OPERATION – AERIAL: SKILL #7

Driving Vehicle through Area with Restricted Horizontal and Vertical Clearances

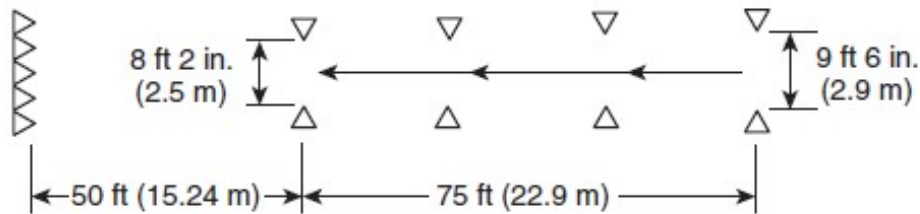
Candidate: _____

Notes: _____

Examiner: _____

School: _____

Test Site: _____



Maneuver a fire apparatus in areas with restricted horizontal and vertical clearances, given a fire apparatus and a course that requires the operator to move through areas of restricted horizontal and vertical clearances, so that the operator accurately judges the ability of the vehicle to pass through the openings and so that no obstructions are struck. (4.3.5)

The candidate:	POSSIBLE POINTS	TEST	RETEST
a. Wore seat belt and assured all passengers were secured	1		
b. Drove vehicle through required course	1		
c. Did not strike an obstruction	1		
d. Correctly used mirrors	1		
e. Correctly judged vehicle clearance	1		
f. Performed skill in a safe and proficient manner	1		
TOTAL POINTS:	6		

Points needed to pass: 4

Evaluator/Candidate Comments:

Certifying Examiner

Date

Re-Test Certifying Examiner

Date

Overall Skill Sheet Score	
Pass <input type="checkbox"/>	Fail <input type="checkbox"/>
Overall Skill Sheet Re-Test Score	
Pass <input type="checkbox"/>	Fail <input type="checkbox"/>



State Firefighters' and Fire Marshals' Association of Texas

Texas Volunteer Firefighters' and Fire Marshals' Certification Board

PO Box 1709 ♦ Manchaca, Texas 78652-1409 ♦ 512.453.1876 (fax)

www.sffma.org ♦ 512.454.3473 (phone)

TESTING SKILLS

DRIVER/OPERATION – AERIAL: SKILL #8

Driving Defensively

Subject: Driving/Operating

NFPA 1002, 2017 edition, 4.3.6

OBJECTIVE

Operate a vehicle using defensive driving techniques, given an assignment and a fire apparatus, so that control of the vehicle is maintained. (4.3.6)

INSTRUCTIONS - procedures for achieving the objective

The Driver/Operator-Aerial candidate shall operate a fire department pumper using defensive driving techniques given an assignment.

EXAMINER'S NOTE

The Driver/Operator-Aerial candidate will not be allowed to review the performance steps at the time of testing.

Simulated emergency driving conditions should be restricted to a controlled area. Public ways should not be used for these activities. (4.3.6.A)

PREPARATION & EQUIPMENT

Fire department aerial apparatus

Simulated emergency conditions



State Firefighters' and Fire Marshals' Association of Texas

Texas Volunteer Firefighters' and Fire Marshals' Certification Board

PO Box 1709 ♦ Manchaca, Texas 78652-1409 ♦ 512.453.1876 (fax)

www.sffma.org ♦ 512.454.3473 (phone)

TESTING SKILLS

DRIVER/OPERATION – AERIAL: SKILL #8

Driving Defensively

Candidate: _____

Notes: _____

Examiner: _____

School: _____

Test Site: _____

Operate a vehicle using defensive driving techniques, given an assignment and a fire apparatus, so that control of the vehicle is maintained. (4.3.6)

The candidate:	POSSIBLE POINTS	TEST	RETEST
a. Wore seat belt and assured all passengers were secured	1		
b. Maintained safe following distances	1		
c. Maintained control of the vehicle while accelerating	1		
d. Maintained control of the vehicle while decelerating	1		
e. Maintained control of the vehicle while turning	1		
f. Safely operated vehicle for given road, weather and traffic conditions	1		
g. Safely operated vehicle under adverse environmental or driving surface conditions	1		
h. Correctly used automotive gauges	1		
i. Correctly used automotive controls	1		
j. Followed all local and state laws	1		
k. Performed skill in a safe and proficient manner	1		
TOTAL POINTS:	11		

Points needed to pass: 8

Evaluator/Candidate Comments:

Certifying Examiner

Date

Re-Test Certifying Examiner

Date

Overall Skill Sheet Score	
Pass <input type="checkbox"/>	Fail <input type="checkbox"/>
Overall Skill Sheet Re-Test Score	
Pass <input type="checkbox"/>	Fail <input type="checkbox"/>



State Firefighters' and Fire Marshals' Association of Texas

Texas Volunteer Firefighters' and Fire Marshals' Certification Board

PO Box 1709 ♦ Manchaca, Texas 78652-1409 ♦ 512.453.1876 (fax)

www.sffma.org ♦ 512.454.3473 (phone)

TESTING SKILLS

DRIVER/OPERATION – AERIAL: SKILL #9

Operating Apparatus Fixed Systems and Equipment

Subject: Driving/Operating

NFPA 1002, 2017 edition, 4.3.7

OBJECTIVE

Operate all fixed systems and equipment on the vehicle not specifically addressed elsewhere in this standard, given systems and equipment, manufacturer's specifications and instructions, and departmental policies and procedures for the systems and equipment, so that each system or piece of equipment is operated in accordance with the applicable instructions and policies. (4.3.7)

INSTRUCTIONS - procedures for achieving the objective

Given a fire department pumper, the Driver/Operator-Aerial candidate shall demonstrate the ability to operate all major equipment on the apparatus by deploying, energizing and monitoring the equipment. The Driver/Operator-Aerial candidate must also demonstrate the ability to recognize and correct system problems.

EXAMINER'S NOTE

The driver/operator–aerial candidate will not be allowed to review the performance steps at the time of testing.

This skill will require the operation of several systems such as electric generation equipment, floodlighting systems, air compressors, air cascade systems, hydraulic rescue tool systems, power reels for air or hydraulic hose, cranes and stabilizers, and A-frames or other lifting equipment.

Not all apparatus are equipped the same. Therefore, the examiner shall make available the appropriate number of skill sheets to ensure that all fixed systems and equipment provided on the apparatus are tested.

PREPARATION & EQUIPMENT

Fire department aerial apparatus

Systems

Equipment



State Firefighters' and Fire Marshals' Association of Texas

Texas Volunteer Firefighters' and Fire Marshals' Certification Board

PO Box 1709 ♦ Manchaca, Texas 78652-1409 ♦ 512.453.1876 (fax)

www.sffma.org ♦ 512.454.3473 (phone)

TESTING SKILLS

DRIVER/OPERATION – AERIAL: SKILL #9

Operating Apparatus Fixed Systems and Equipment

Candidate: _____

Notes: _____

Examiner: _____

School: _____

Test Site: _____

Operate all fixed systems and equipment on the vehicle not specifically addressed elsewhere in this standard, given systems and equipment, manufacturer's specifications and instructions, and departmental policies and procedures for the systems and equipment, so that each system or piece of equipment is operated in accordance with the applicable instructions and policies. (4.3.7)

System Evaluated: _____	POSSIBLE POINTS	TEST	RETEST
The candidate:			
a. Deployed the system or equipment	1		
b. Energized the system or equipment, if applicable	1		
c. Monitored the system or equipment	1		
d. Recognized system problems, if applicable	1		
e. Corrected system problems, if applicable	1		
f. Performed skill in a safe and proficient manner	1		
TOTAL POINTS:	6		

Points needed to pass: 4

Evaluator/Candidate Comments:

Certifying Examiner

Date

Re-Test Certifying Examiner

Date

Overall Skill Sheet Score	
Pass <input type="checkbox"/>	Fail <input type="checkbox"/>
Overall Skill Sheet Re-Test Score	
Pass <input type="checkbox"/>	Fail <input type="checkbox"/>



State Firefighters' and Fire Marshals' Association of Texas

Texas Volunteer Firefighters' and Fire Marshals' Certification Board

PO Box 1709 ♦ Manchaca, Texas 78652-1409 ♦ 512.453.1876 (fax)

www.sffma.org ♦ 512.454.3473 (phone)

TESTING SKILLS

DRIVER/OPERATION – AERIAL: SKILL #10

Maneuver and Position

Subject: Operations

NFPA 1002, 2017 edition, 6.2.1, 6.2.2, 6.2.3

OBJECTIVE

Maneuver and position an aerial apparatus, given an aerial apparatus, an incident location, a situation description, and an assignment, so that the apparatus is positioned for correct aerial device deployment.

Stabilize an aerial apparatus, given a positioned vehicle and the manufacturer's recommendations, so that power can be transferred to the aerial device hydraulic system and the device can be deployed.

Maneuver and position the aerial device from each control station, given an incident location, a situation description, and an assignment, so that the aerial device is positioned to accomplish the assignment.

INSTRUCTIONS - procedures for achieving the objective

Given a scenario, a fire department aerial apparatus with the necessary equipment for the given scenario, the Driver/Operator-Aerial candidate shall properly position the apparatus, properly stabilize the apparatus, raise the aerial device to a specified location and then return the apparatus to a state of readiness.

EXAMINER'S NOTE

The Driver/Operator–Aerial candidate will not be allowed to review the performance steps at the time of testing. The Examiner shall provide a scenario that requires the examinee to properly position, properly stabilize the apparatus, raise the aerial device to a specified location and then return the apparatus to a state of readiness.

PREPARATION & EQUIPMENT

Fire department aerial apparatus



State Firefighters' and Fire Marshals' Association of Texas

Texas Volunteer Firefighters' and Fire Marshals' Certification Board

PO Box 1709 ♦ Manchaca, Texas 78652-1409 ♦ 512.453.1876 (fax)

www.sffma.org ♦ 512.454.3473 (phone)

TESTING SKILLS

DRIVER/OPERATION – AERIAL: SKILL #10

Maneuver and Position

Candidate: _____

Notes: _____

Examiner: _____

School: _____

Test Site: _____

Maneuver and position an aerial apparatus, given an aerial apparatus, an incident location, a situation description, and an assignment, so that the apparatus is positioned for correct aerial device deployment. (6.2.1)

Stabilize an aerial apparatus, given a positioned vehicle and the manufacturer's recommendations, so that power can be transferred to the aerial device hydraulic system and the device can be deployed. (6.2.2)

Maneuver and position the aerial device from each control station, given an incident location, a situation description, and an assignment, so that the aerial device is positioned to accomplish the assignment. (6.2.3)

The candidate:	POSSIBLE POINTS	TEST	RETEST
a. Determined a correct position for the apparatus	1		
b. Maneuvered apparatus into position	1		
c. Identified and avoided obstacles to operations	1		
d. Transferred power from the vehicle's engine to the hydraulic system	1		
e. Deployed stabilization devices	1		
f. Raised the aerial device	1		
g. Rotated the aerial device	1		
h. Extended the aerial device	1		
i. Positioned to the specified location	1		
j. Locked the aerial device	1		
k. Unlocked the aerial device	1		
l. Retracted the aerial device	1		
m. Lowered the aerial device	1		
n. Bedded the aerial device	1		
o. Stowed stabilization devices	1		
p. Performed skill in a safe and proficient manner	1		
TOTAL POINTS:	16		

Points needed to pass: 11



State Firefighters' and Fire Marshals' Association of Texas

Texas Volunteer Firefighters' and Fire Marshals' Certification Board

PO Box 1709 ♦ Manchaca, Texas 78652-1409 ♦ 512.453.1876 (fax)

www.sffma.org ♦ 512.454.3473 (phone)

TESTING SKILLS

Evaluator/Candidate Comments:

Certifying Examiner

Date

Re-Test Certifying Examiner

Date

Overall Skill Sheet Score	
Pass <input type="checkbox"/>	Fail <input type="checkbox"/>
Overall Skill Sheet Re-Test Score	
Pass <input type="checkbox"/>	Fail <input type="checkbox"/>



State Firefighters' and Fire Marshals' Association of Texas

Texas Volunteer Firefighters' and Fire Marshals' Certification Board

PO Box 1709 ♦ Manchaca, Texas 78652-1409 ♦ 512.453.1876 (fax)

www.sffma.org ♦ 512.454.3473 (phone)

TESTING SKILLS

DRIVER/OPERATION – AERIAL: SKILL #11

Emergency Operating System

Subject: Operations

NFPA 1002, 2017 edition, 6.2.4

OBJECTIVE

Lower an aerial device using the emergency operating system, given an aerial device, so that the aerial device is lowered to its bedded position.

INSTRUCTIONS - procedures for achieving the objective

Given a scenario, a fire department aerial apparatus with the aerial device deployed for the given scenario, the Driver/Operator-Aerial candidate shall properly lower the aerial device into its bedded position and stow the stabilization devices using the emergency operating system.

EXAMINER'S NOTE

The Driver/Operator – Aerial candidate will not be allowed to review the performance steps at the time of testing. The examiner shall provide a scenario that requires the examinee to properly lower the aerial device into its bedded position, and stow the stabilization devices, using the emergency operating system.

PREPARATION & EQUIPMENT

Fire department aerial apparatus

Scenario requiring aerial device to be lowered, bedded, and stowed



State Firefighters' and Fire Marshals' Association of Texas

Texas Volunteer Firefighters' and Fire Marshals' Certification Board

PO Box 1709 ♦ Manchaca, Texas 78652-1409 ♦ 512.453.1876 (fax)

www.sffma.org ♦ 512.454.3473 (phone)

TESTING SKILLS

DRIVER/OPERATION – AERIAL: SKILL #11

Emergency Operating System

Candidate: _____

Notes: _____

Examiner: _____

School: _____

Test Site: _____

Lower an aerial device using the emergency operating system, given an aerial device, so that the aerial device is lowered to its bedded position. (6.2.4)

Using the emergency operating system, the candidate:	POSSIBLE POINTS	TEST	RETEST
a. Rotated and positioned the aerial device to center	1		
b. Unlocked the aerial device	1		
c. Retracted the aerial device	1		
d. Lowered the aerial device	1		
e. Bedded the aerial device	1		
f. Stowed stabilization devices	1		
g. Performed skill in a safe and proficient manner	1		
TOTAL POINTS:	7		

Points needed to pass: 5

Evaluator/Candidate Comments:

Certifying Examiner

Date

Re-Test Certifying Examiner

Date

Overall Skill Sheet Score	
Pass <input type="checkbox"/>	Fail <input type="checkbox"/>
Overall Skill Sheet Re-Test Score	
Pass <input type="checkbox"/>	Fail <input type="checkbox"/>



State Firefighters' and Fire Marshals' Association of Texas

Texas Volunteer Firefighters' and Fire Marshals' Certification Board

PO Box 1709 ♦ Manchaca, Texas 78652-1409 ♦ 512.453.1876 (fax)

www.sffma.org ♦ 512.454.3473 (phone)

TESTING SKILLS

DRIVER/OPERATION – AERIAL: SKILL #12

Elevated Master Stream

Subject: Operations

NFPA 1002, 2017 edition, 6.2.5

OBJECTIVE

Deploy and operate an elevated master stream, given an aerial device, a master stream device, and a desired flow so, that the stream is effective.

INSTRUCTIONS - procedures for achieving the objective

Given a scenario, a fire department aerial apparatus for the given scenario, the Driver/Operator-Aerial candidate shall properly deploy and operate an elevated master stream, given an aerial device, a master stream device, and a desired flow so that the stream is effective and the aerial and master stream devices are operated correctly.

EXAMINER'S NOTE

The Driver/Operator-Aerial candidate will not be allowed to review the performance steps at the time of testing. The water supply shall be provided by an internal pump or an external pump.

PREPARATION & EQUIPMENT

Fire department aerial apparatus

Master stream device

Water supply

Pumper (if required)



State Firefighters' and Fire Marshals' Association of Texas

Texas Volunteer Firefighters' and Fire Marshals' Certification Board

PO Box 1709 ♦ Manchaca, Texas 78652-1409 ♦ 512.453.1876 (fax)

www.sffma.org ♦ 512.454.3473 (phone)

TESTING SKILLS

DRIVER/OPERATION – AERIAL: SKILL #12

Elevated Master Stream

Candidate: _____

Notes: _____

Examiner: _____

School: _____

Test Site: _____

Deploy and operate an elevated master stream, given an aerial device, a master stream device, and a desired flow, so that the stream is effective. (6.2.5)

The candidate:	POSSIBLE POINTS	TEST	RETEST
a. Connected a water supply to a master stream device	1		
b. Elevated the aerial device	1		
c. Deployed elevated master stream device	1		
d. Created an effective stream	1		
e. Controlled the elevated nozzle manually or remotely	1		
f. Performed skill in a safe and proficient manner	1		
TOTAL POINTS:	6		

Points needed to pass: 4

Evaluator/Candidate Comments:

Certifying Examiner

Date

Re-Test Certifying Examiner

Date

Overall Skill Sheet Score	
Pass <input type="checkbox"/>	Fail <input type="checkbox"/>
Overall Skill Sheet Re-Test Score	
Pass <input type="checkbox"/>	Fail <input type="checkbox"/>